


WELCOME TO THE PINELLAS COUNTY OPIOID TASK FORCE MEETING WEBINAR



WE WILL BEGIN SHORTLY.



🍀 March 17, 2022 @ 2:00-4:00 pm 🍀

Location:

Join on your computer or mobile app
[Click here to join the meeting](#)
Join with a video conferencing device
teams@meetme.flhealth.gov
Video Conference ID: 119 106 419 1
[Alternate VTC instructions](#)
Or call in (audio only)
[+1 850-792-1375](tel:+18507921375), 779 498 966# United States, Tallahassee
Phone Conference ID: 779 498 966#

AGENDA

Welcome & Opening Statement	Dr. Dianne Clarke / Marianne Dean
Trends and Data Review	Reta Newman; Pinellas County Forensic Lab
Trends in Transports	Craig Queen; Pinellas County EMS & Fire Administration
EIS / Overdose Data to Action	Mohammad Alak & Marianne Dean; DOH
SIP / USF Update	Meghan Westbrook; PCHS & USF Team
COSSAP Update	Dr. Joshua Barnett; PCHS
Review from Northwestern University	Dr. Wouter Vermeer & Team; Northwestern University
Guest Speaker	Melissa Ehrhardt; CareerSource Pinellas
Guest Speaker	Jennifer Webb; LIVE TAMPA BAY
Open Forum	All Participants

Next Meeting: June 16, 2022
Location details will be sent once finalized.

Opening Statements

DIANNE CLARKE, PHD, AND ULYEE CHOE, DO


CO-CHAIR

PINELLAS COUNTY OPIOID TASK FORCE

Opioid Task Force Update

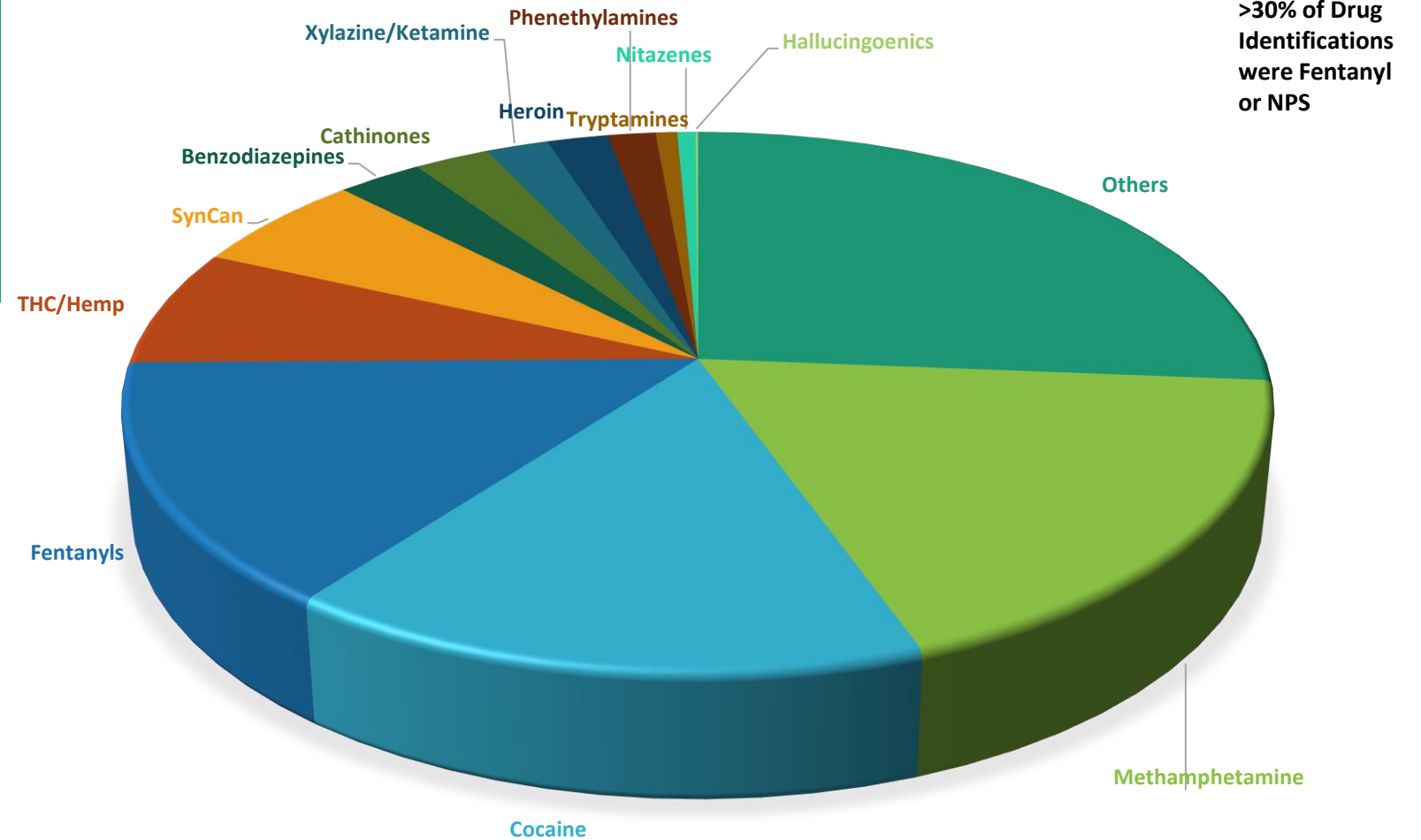
March 2022

Reta Newman, MA
Director

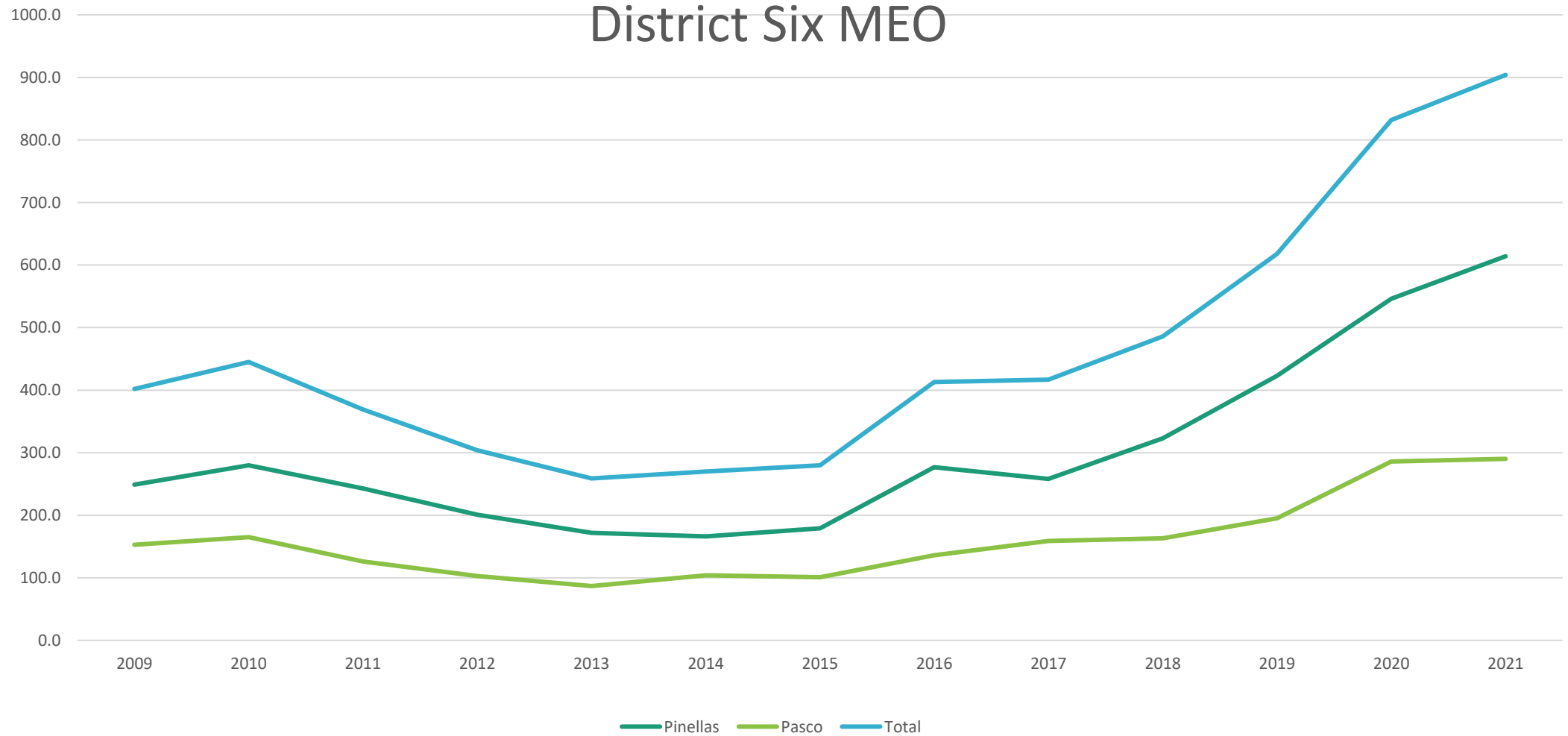


14,861 Drug
Identifications

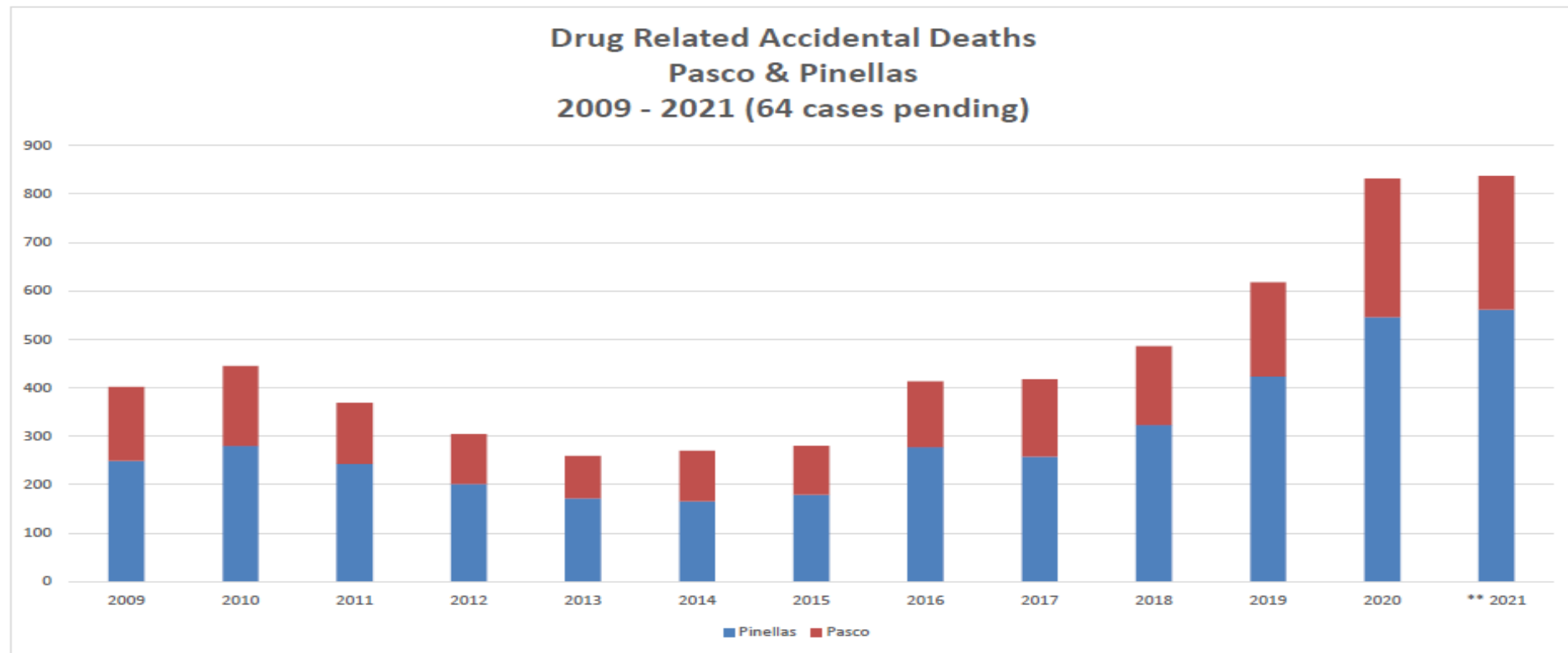
2021 PCFL SEIZED DRUG IDENTIFICATIONS



2021 Projected Accidental Drug OD District Six MEO



2021 Accidental Drug OD



2021 Accidental OD – Pinellas County

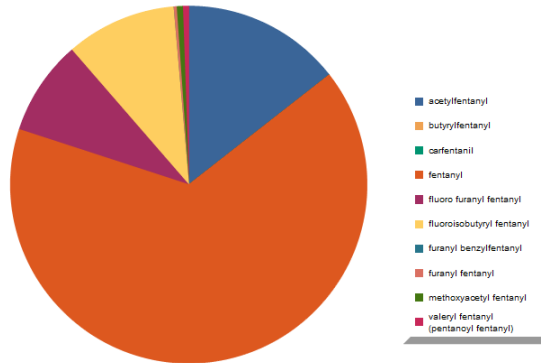
DRUGS or TOXIN RELATED CAUSE OF DEATH (Accidental Manner)

<u>Pinellas</u>	<u>2009</u>	<u>2010</u>	<u>2011</u>	<u>2012</u>	<u>2013</u>	<u>2014</u>	<u>2015</u>	<u>2016</u>	<u>2017</u>	<u>2018</u>	<u>2019</u>	<u>2020</u>	<u>* 2021</u>
Prescription Drug	179	207	181	135	114	109	98	106	86	59	59	47	31
Combined (Prescription & Illicit)	39	42	36	40	35	33	41	73	49	79	87	125	124
Illicit Drug	19	17	11	14	17	17	28	65	110	171	255	352	386
Alcohol (acute ethanol)	10	11	14	9	4	5	10	28	10	10	15	17	17
Inhalant	1	2	1	3	2	1	2	4	3	4	7	5	2
Chemicals/Poisons	1	1	0	0	0	1	0	1	0	0	0	0	1
Total Drug Related	249	280	243	201	172	166	179	277	258	323	423	546	561

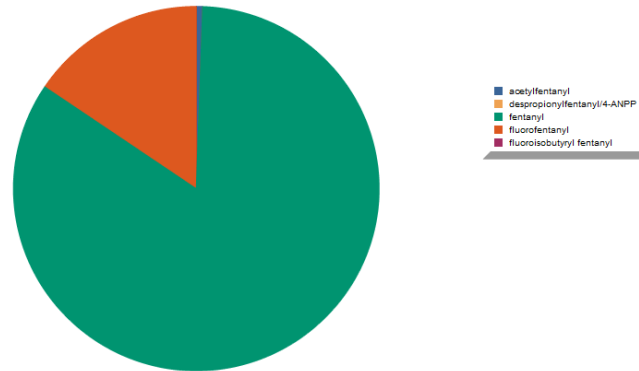
* there are 43 cases still pending as of 3-9-22

Fentanyl

2019 Fentanyl/Analog Identifications

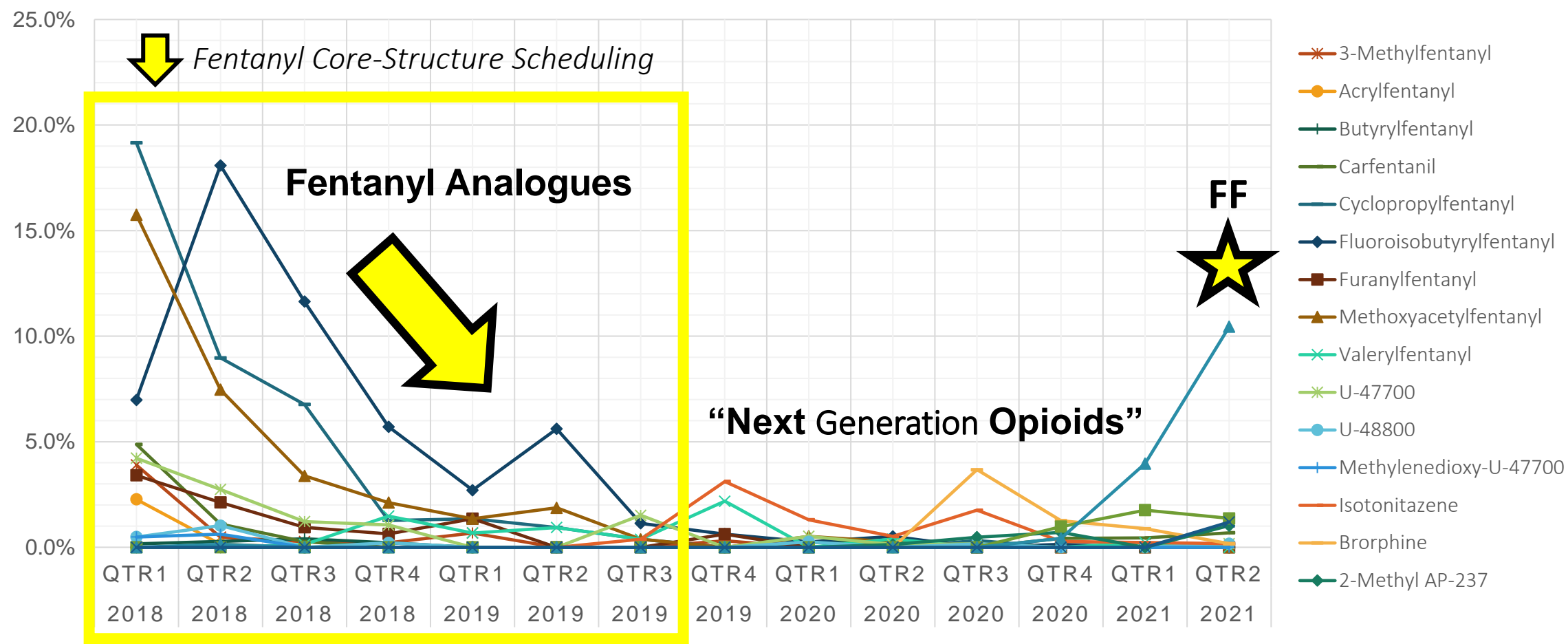


2021 Fentanyl/Analog Identifications



- pFF is the only fentanyl analog currently in circulation in Pinellas
- Scheduling of fentanyl precursors in China has minimized/eliminated other analogs, pFF uses a different precursor than most other fentanyl analogs

NPS Opioid Trends in the US



Nitazenes

- N-pyrrolidino etonitazene
 - Most Common “nitazenes” compound in area
 - 8 deaths to date
 - Blood concentrations 0.5-2.0 ng/ml in decedents (one outlier 27ng/ml)
- 100-1000x stronger than morphine
- 10x stronger than fentanyl
- Still not scheduled (ambiguously) schedule in FL
- Protonitazene
 - 2 new seized drug cases

7 December 2021: DEA Filed Notice of Intent



FEDERAL REGISTER

The Daily Journal of the United States Government



 Proposed Rule 

Schedules of Controlled Substances: Temporary Placement of Butonitazene, Etodesnitazene, Flunitazene, Metodesnitazene, Metonitazene, N-pyrrolidino etonitazene, and Protonitazene in Schedule I


A Proposed Rule by the [Drug Enforcement Administration](#) on [12/07/2021](#)





Thank you

Acknowledgement to Donna Papsun, for use of the NPS Discovery and NMS slides.



Reta Newman
Director

Pinellas County Forensic Lab


District Six Medical Examiner

727-582-6810

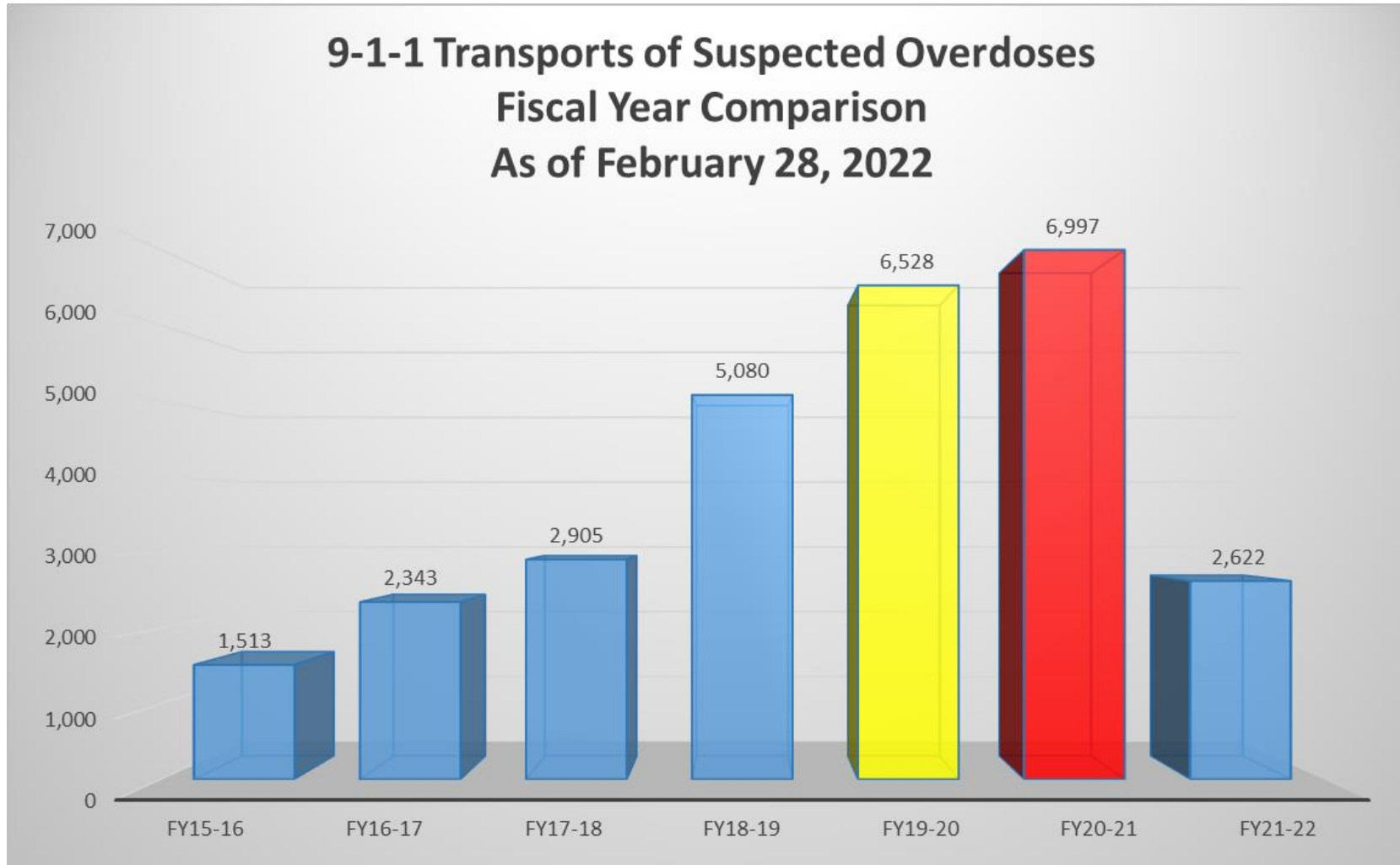
rtnewman@pinellascounty.org

COMPILED DATA

Pinellas County EMS & Fire Administration
Craig Queen, Quality Assurance Coordinator

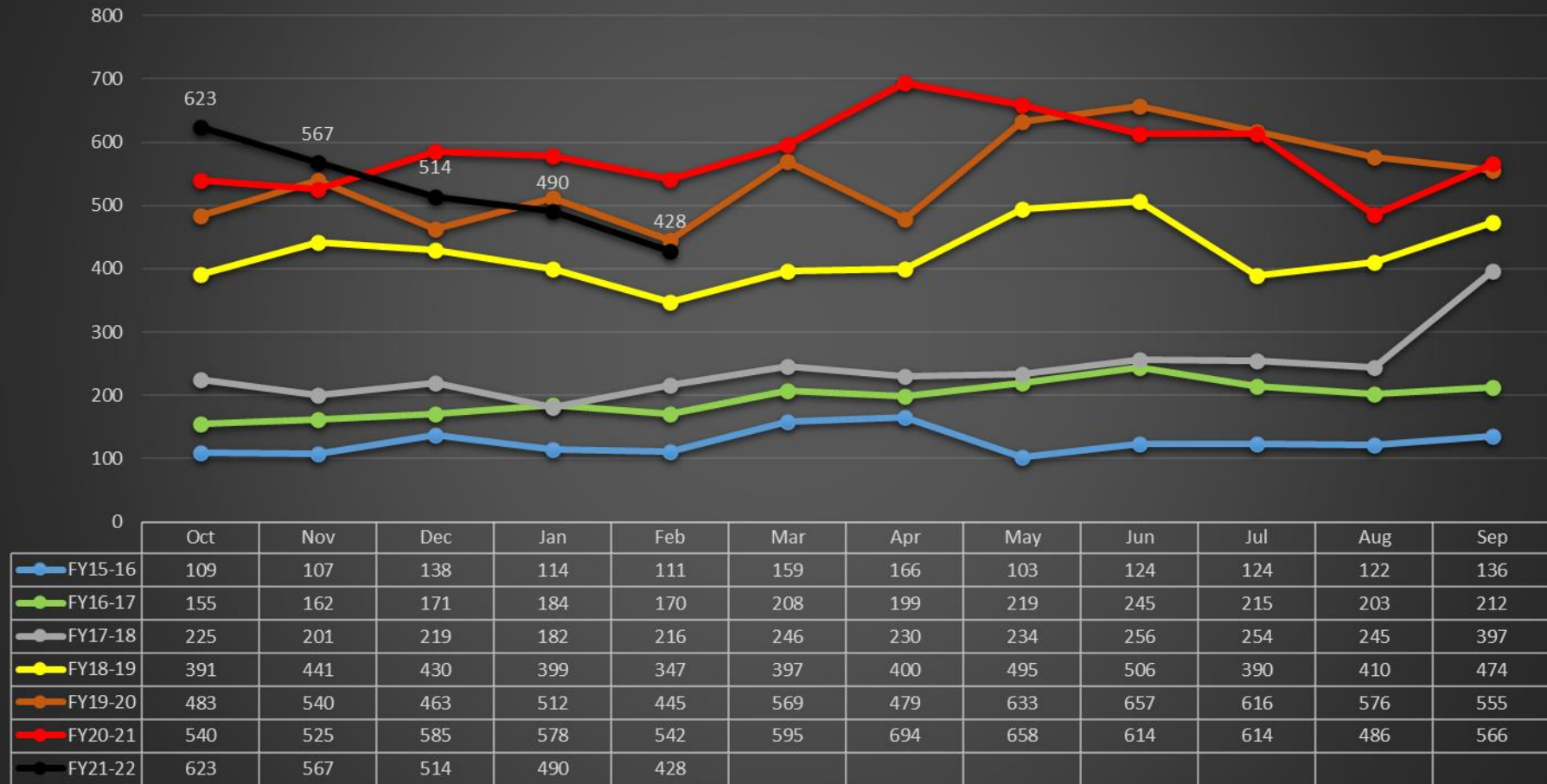


How it looks...

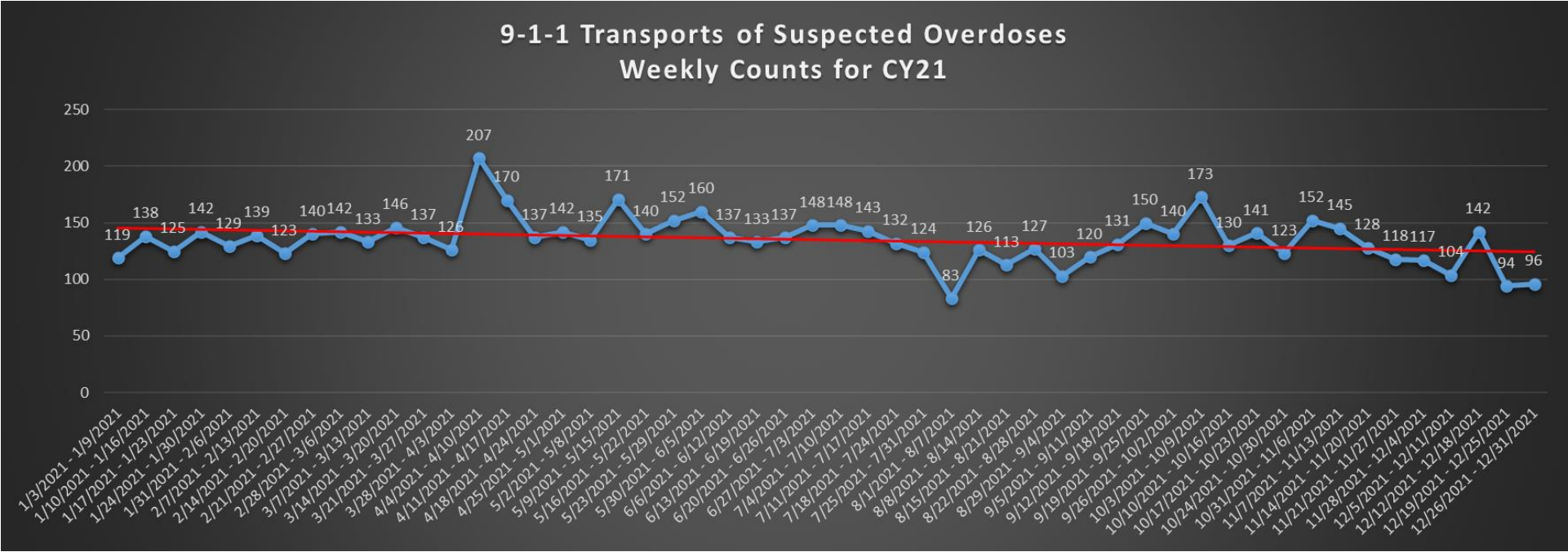


Breakdown: FY Comparison by Month...

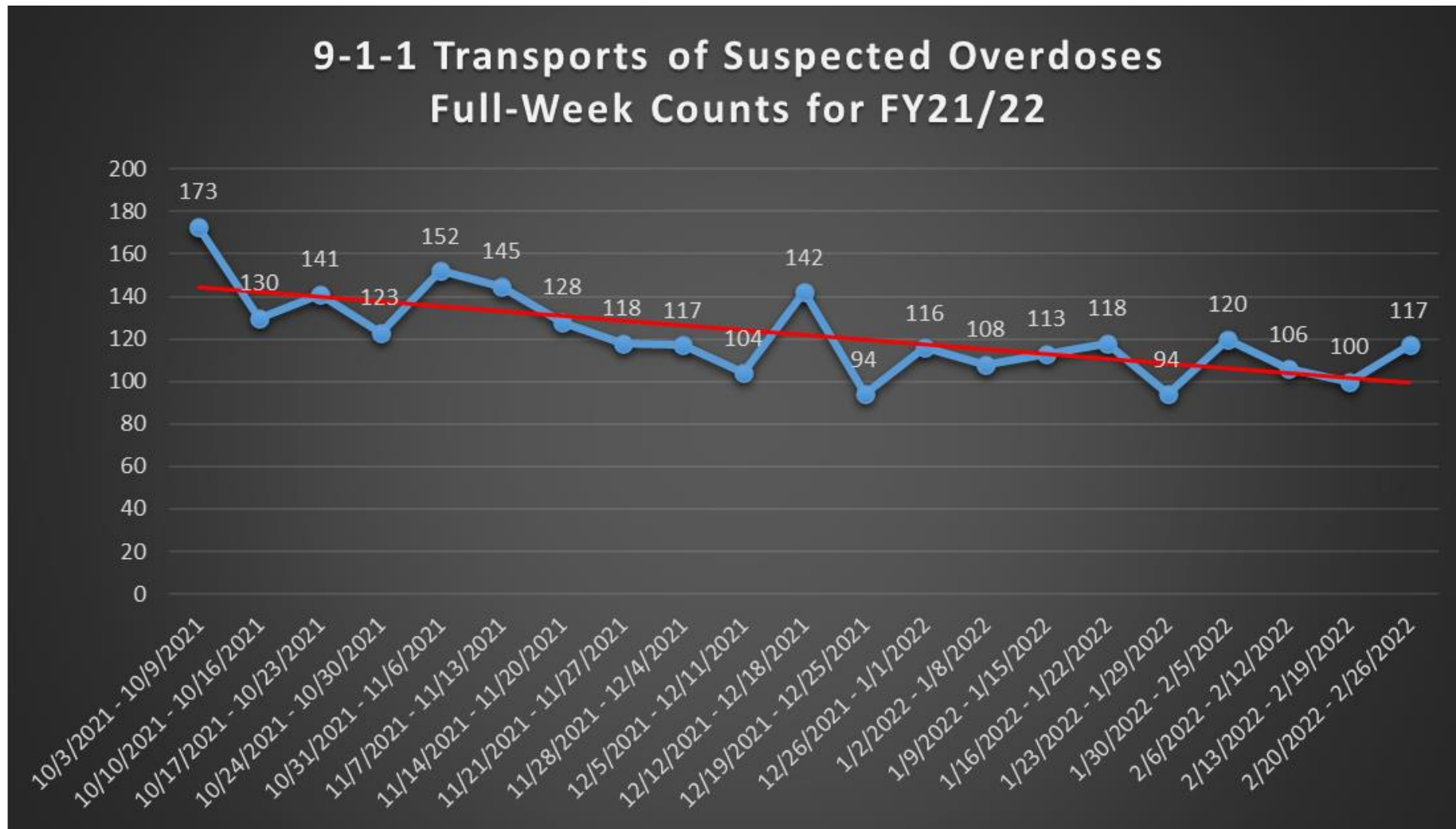
9-1-1 Transports of Suspected Overdoses
Fiscal Year Comparison as of February 28, 2022



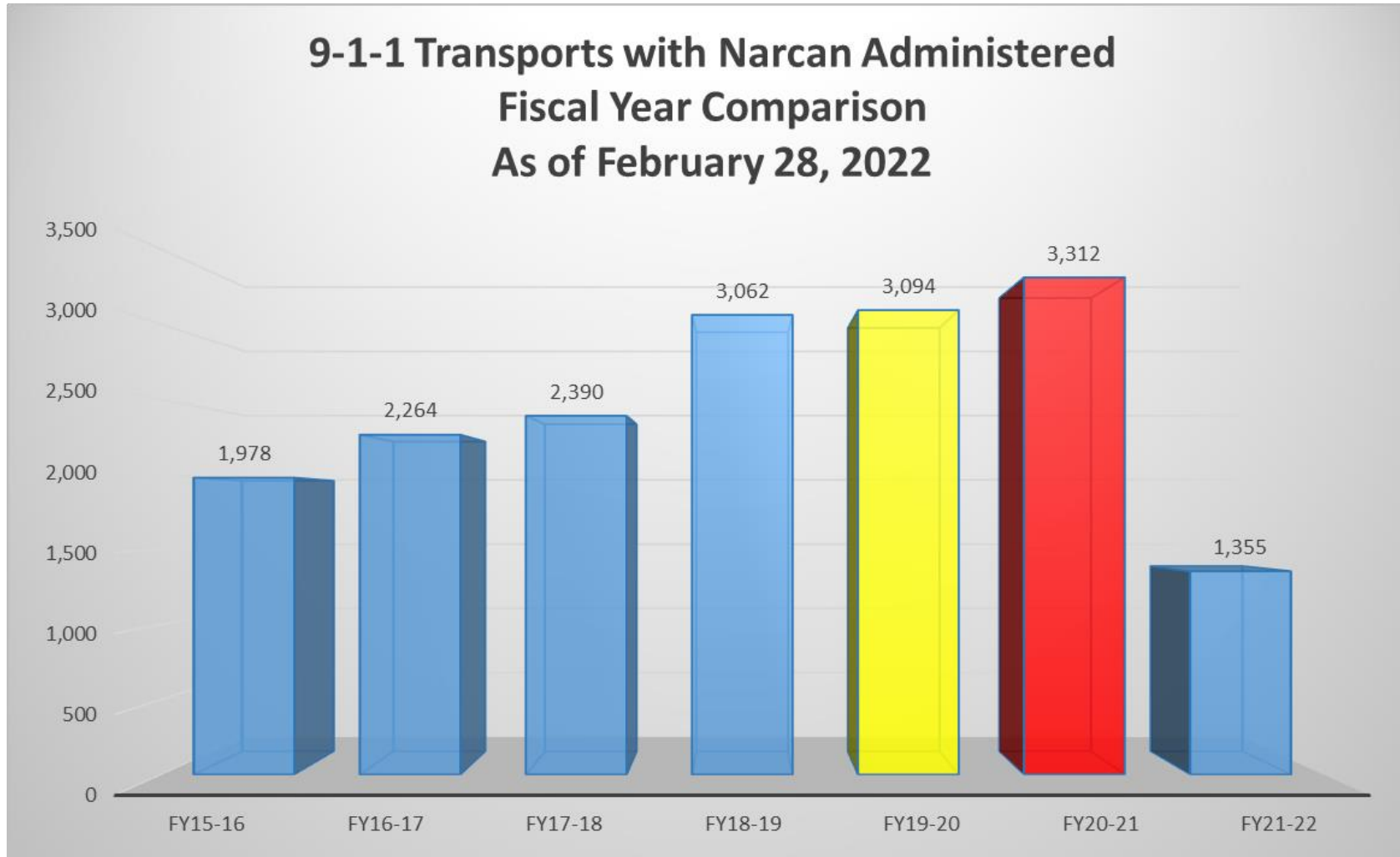
Breakdown: CY21 Comparison by Full Weeks...



Breakdown: FY21-22 TD Comparison by Full Weeks...

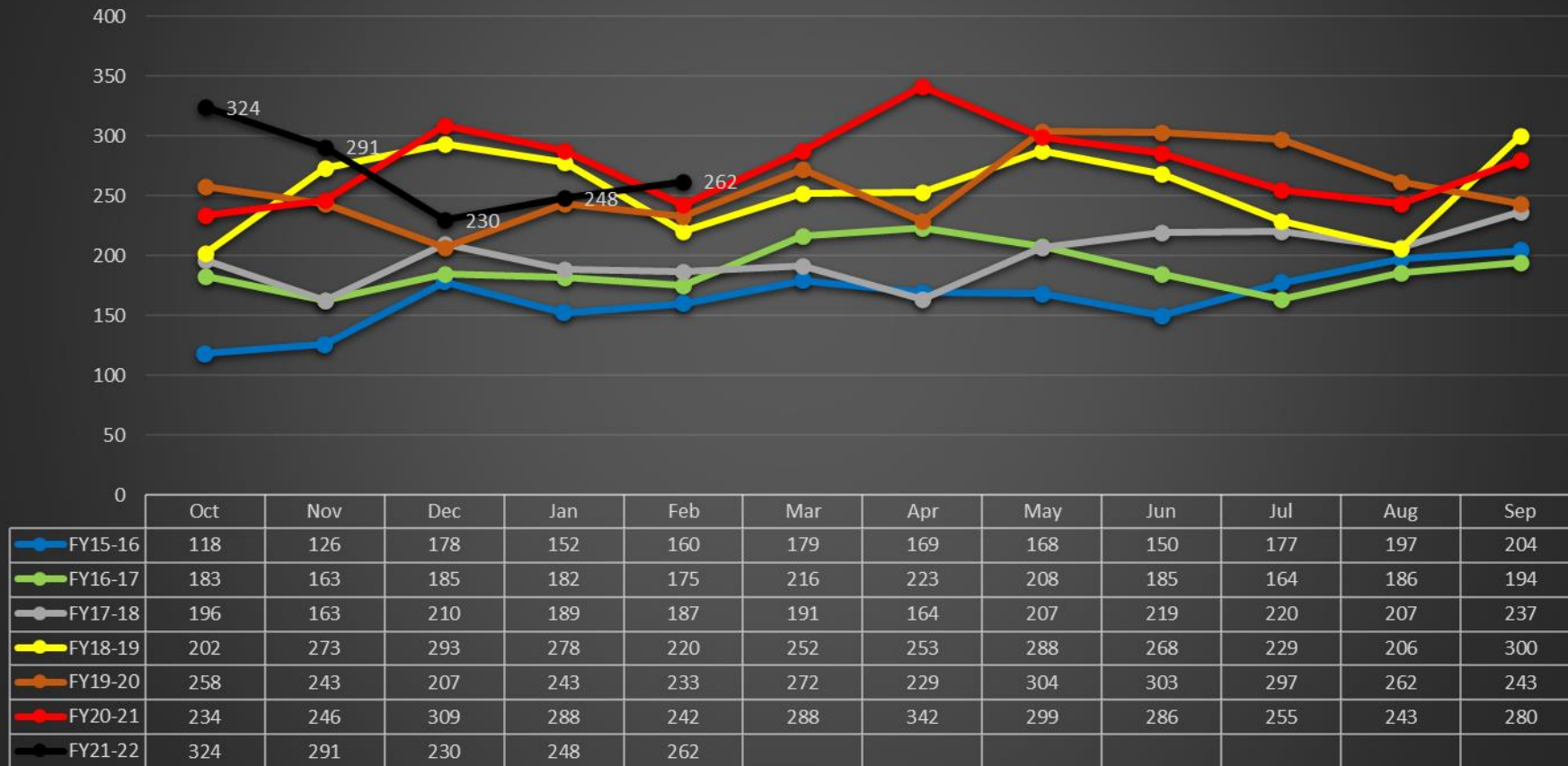


How it looks...

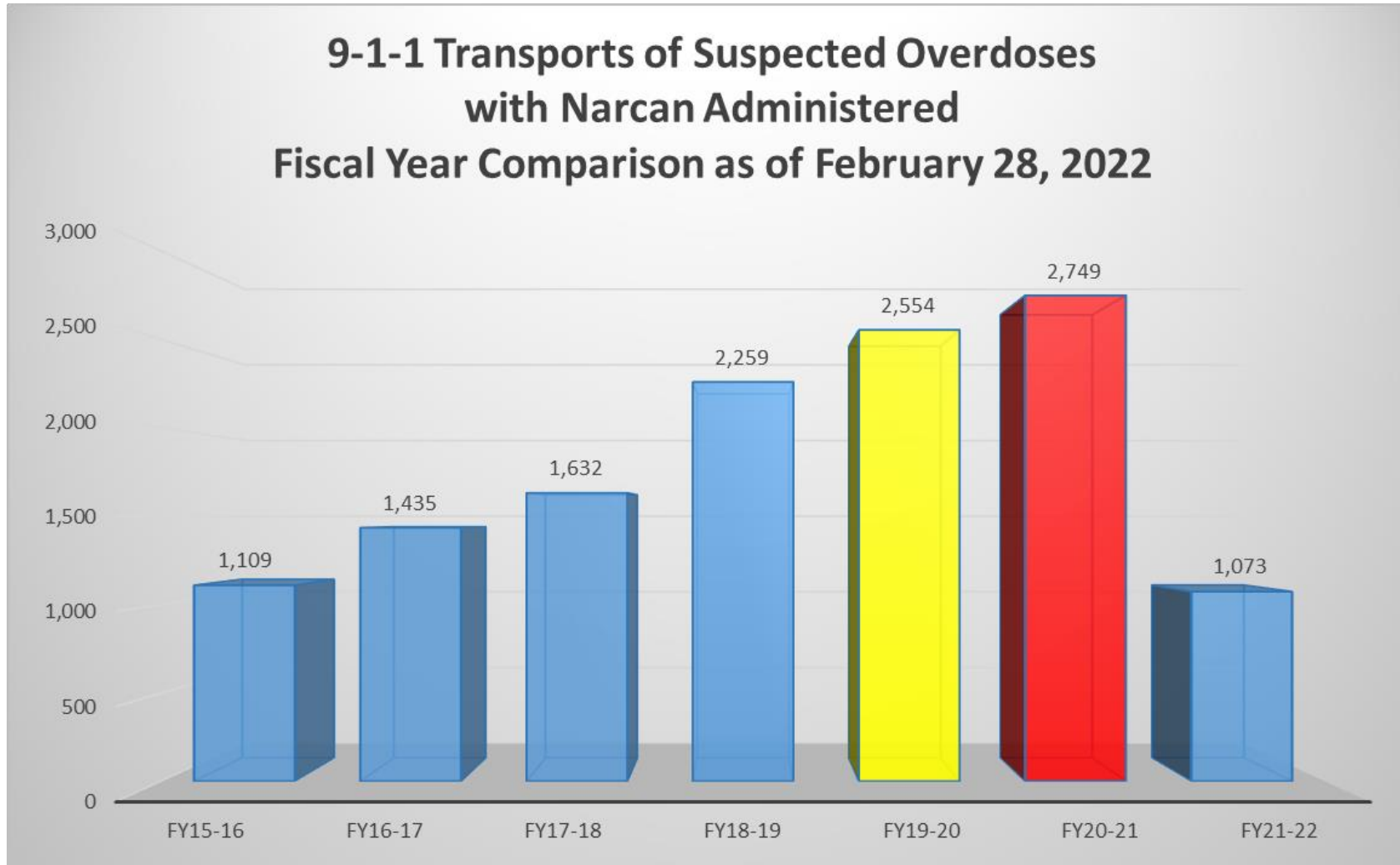


Breakdown: FY Comparison by Month...

9-1-1 Transports with Narcan Administered
Fiscal Year Comparison
As of February 28, 2022

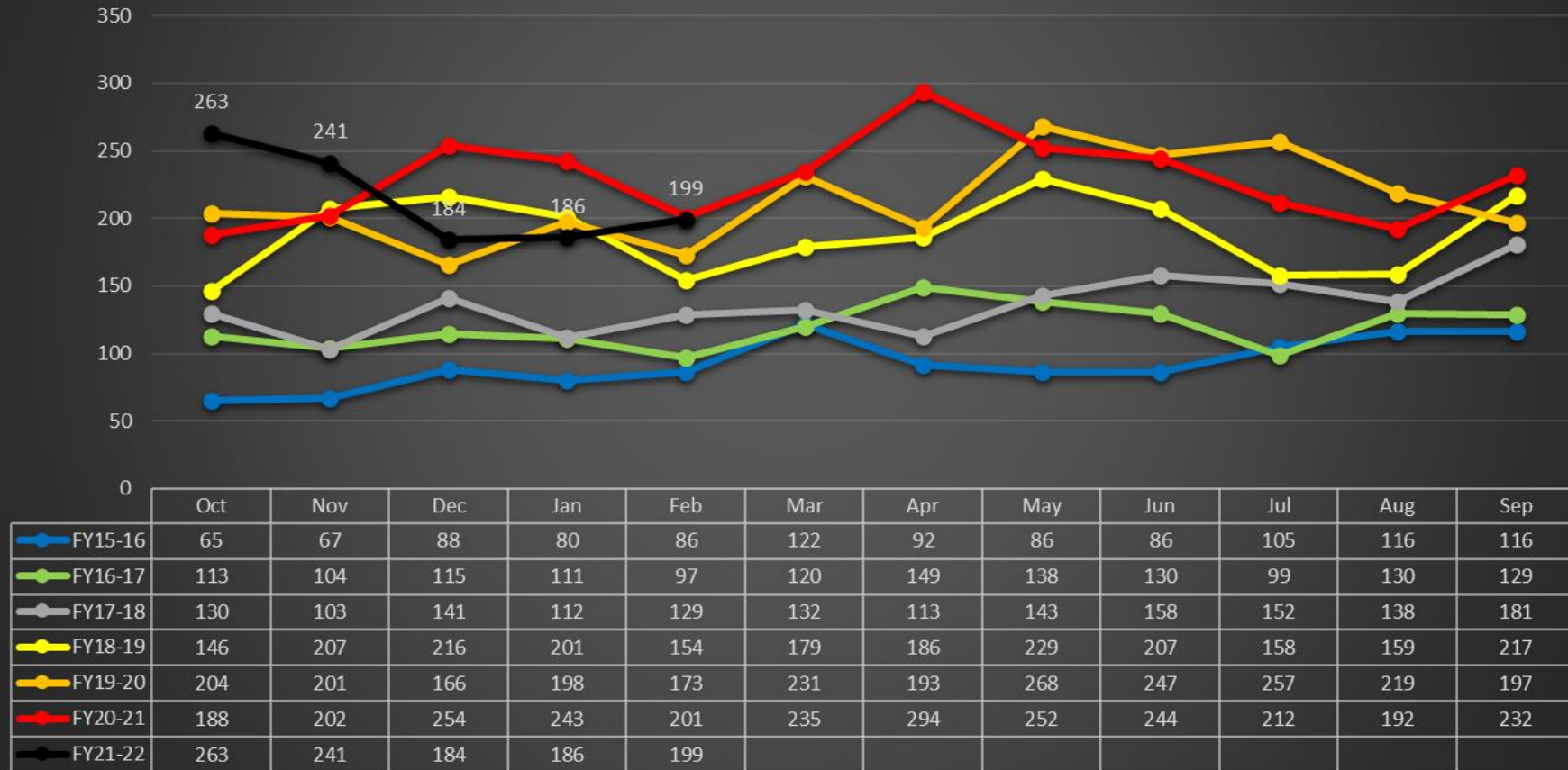


How it looks...

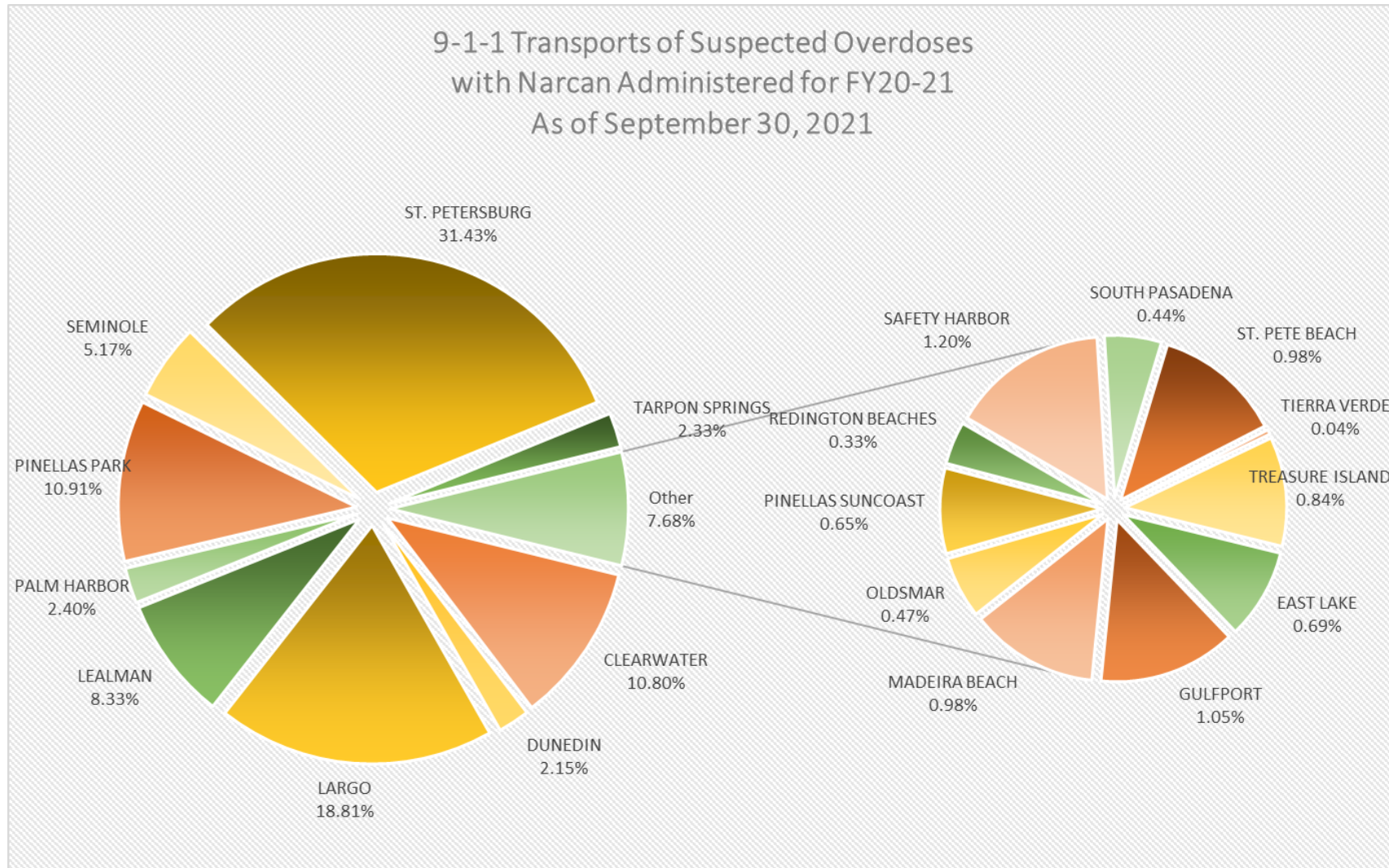


Breakdown: FY Comparison by Month...

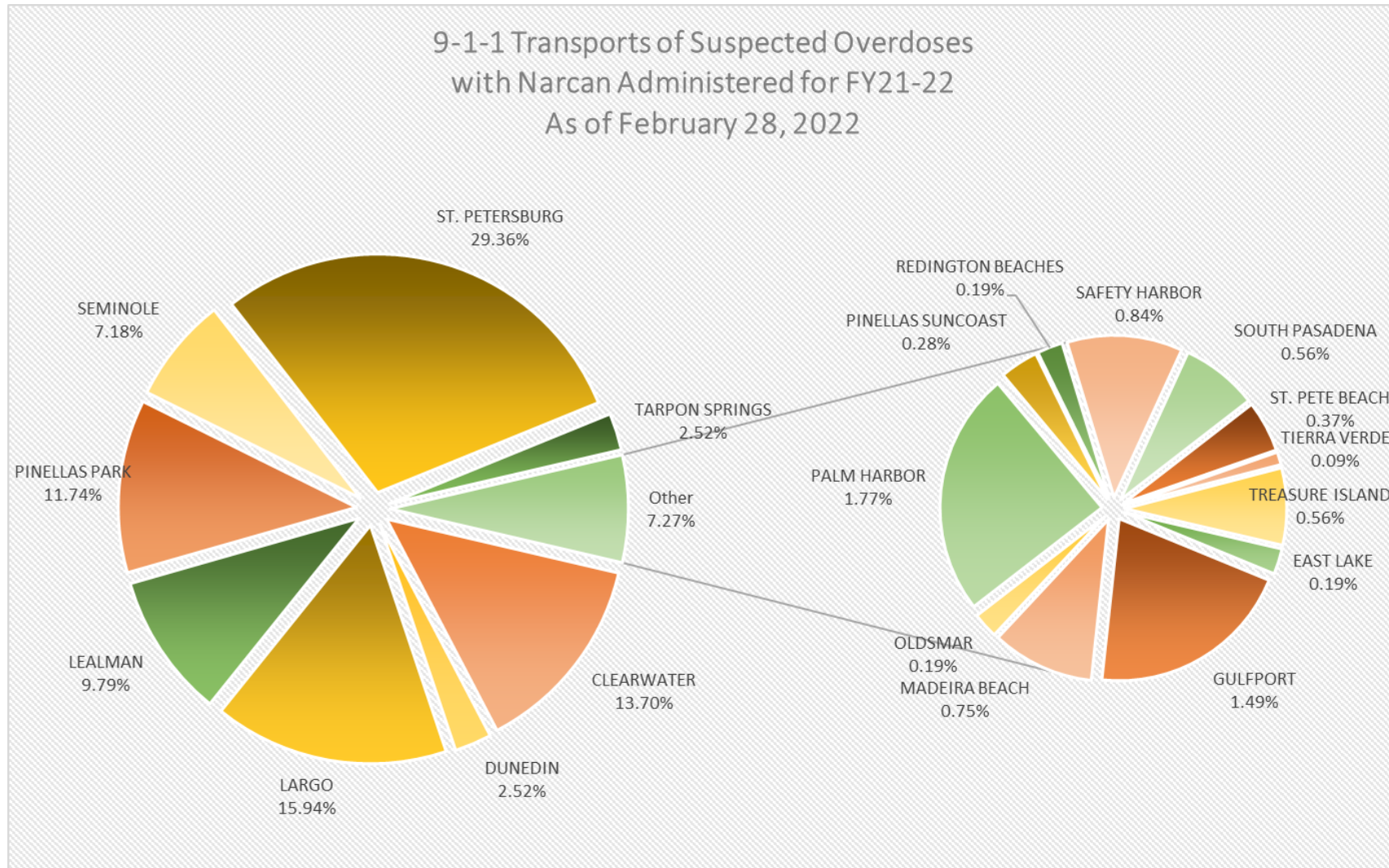
9-1-1 Transports of Suspected Overdoses with Narcan Administered Fiscal Year Comparison as of February 28, 2022



Where are transports coming from (FY20/21)?

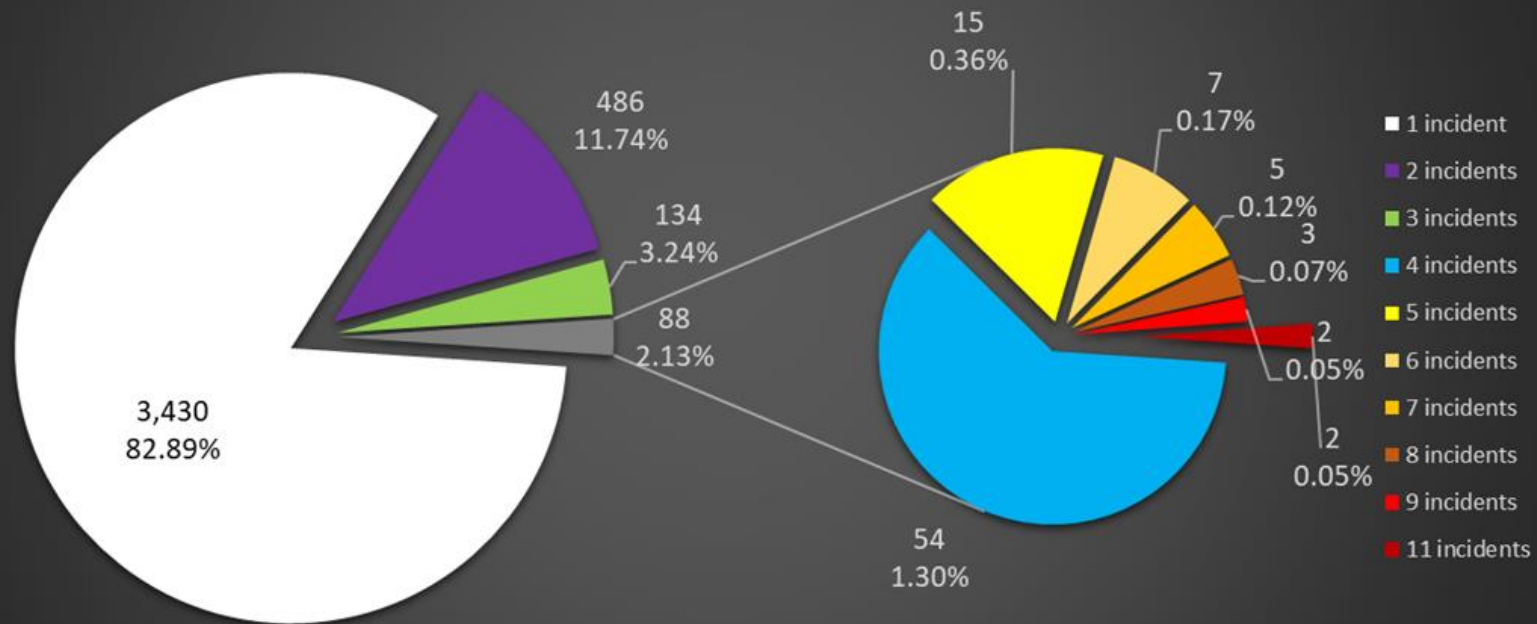


Where are transports coming from (FY21/22)?



Repeat Comparisons...Previous Review

9-1-1 Transports of Suspected Overdoses
w/Narcan Administered: 2020-2021 as of November 30, 2021

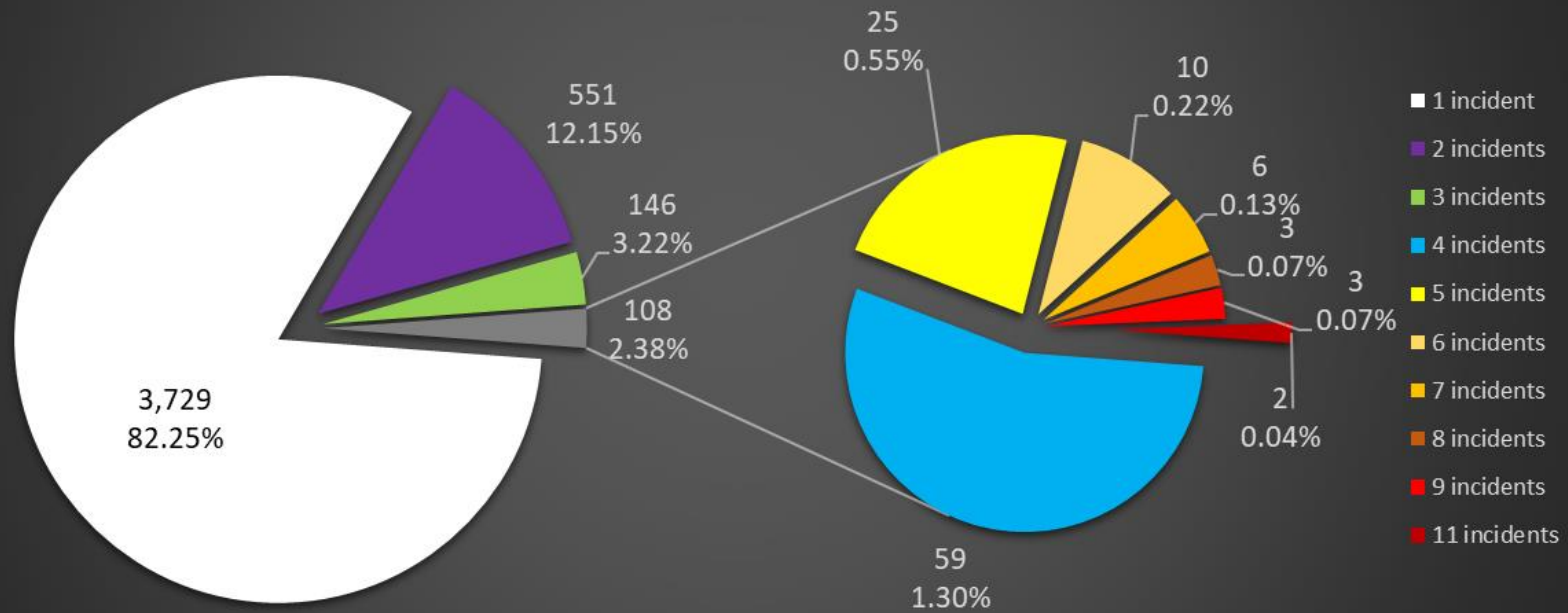


NOTE: There were 4,732 incidents for this timeframe; 3,779 individuals with a total of 953 repeat cases.



Repeat Comparisons...Newest Review

9-1-1 Transports of Suspected Overdoses
w/Narcan Administered: 2020-2022 as of February 28, 2022

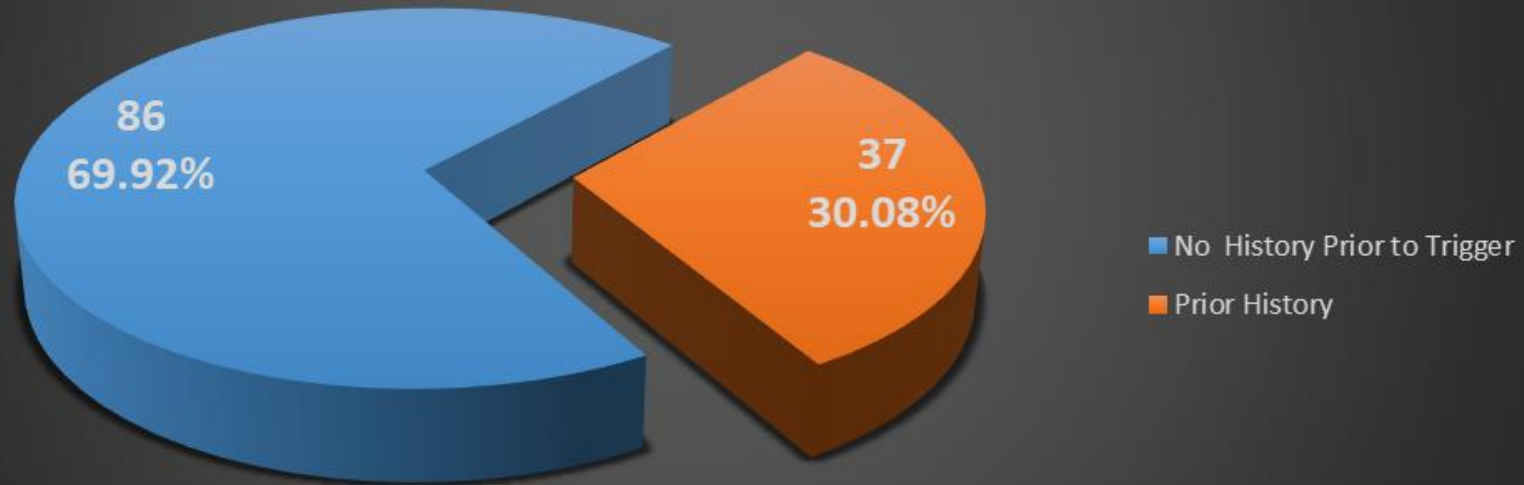


NOTE: There were 5,805 incidents for this timeframe; 4,534 individuals with a total of 1,271 repeat cases.



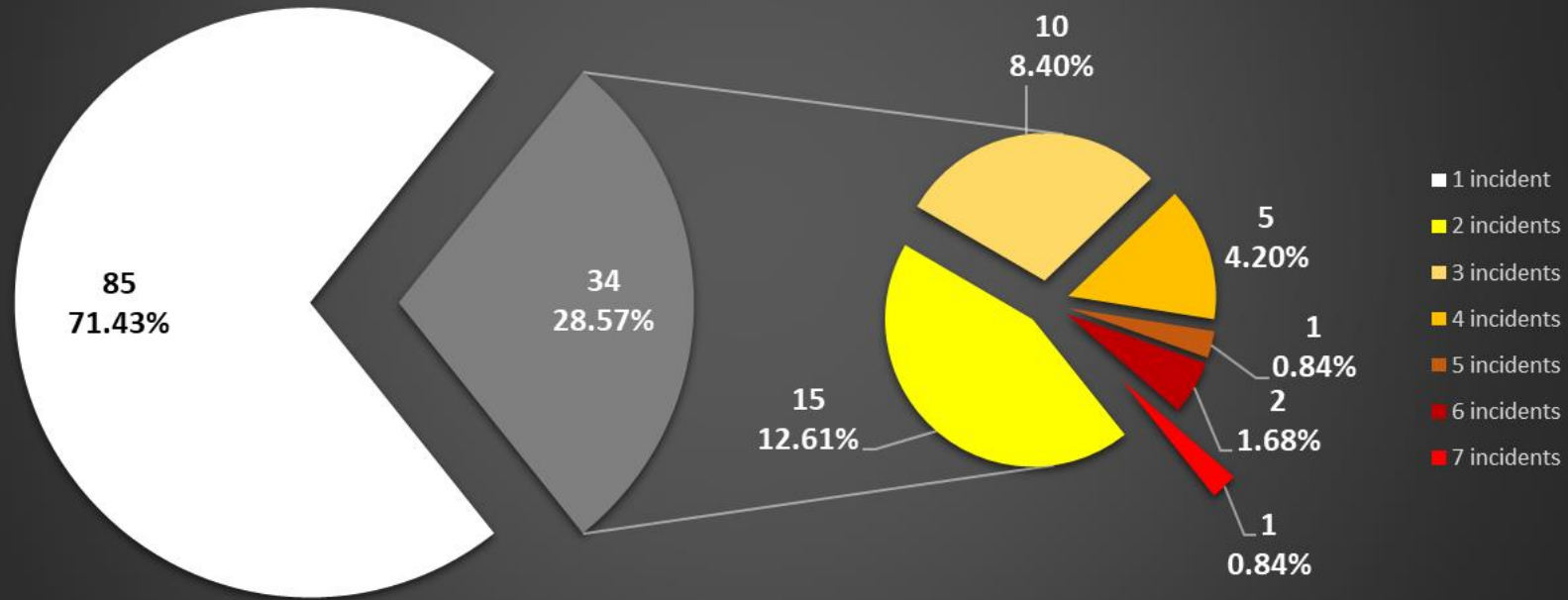
COSSAP/Operation PAR...

COSSAP/Operation PAR Data Compilation 9-1-1 Suspected OD Transport History - Incidents Matching CY 2020 thru March 10, 2022



COSSAP/Operation PAR...

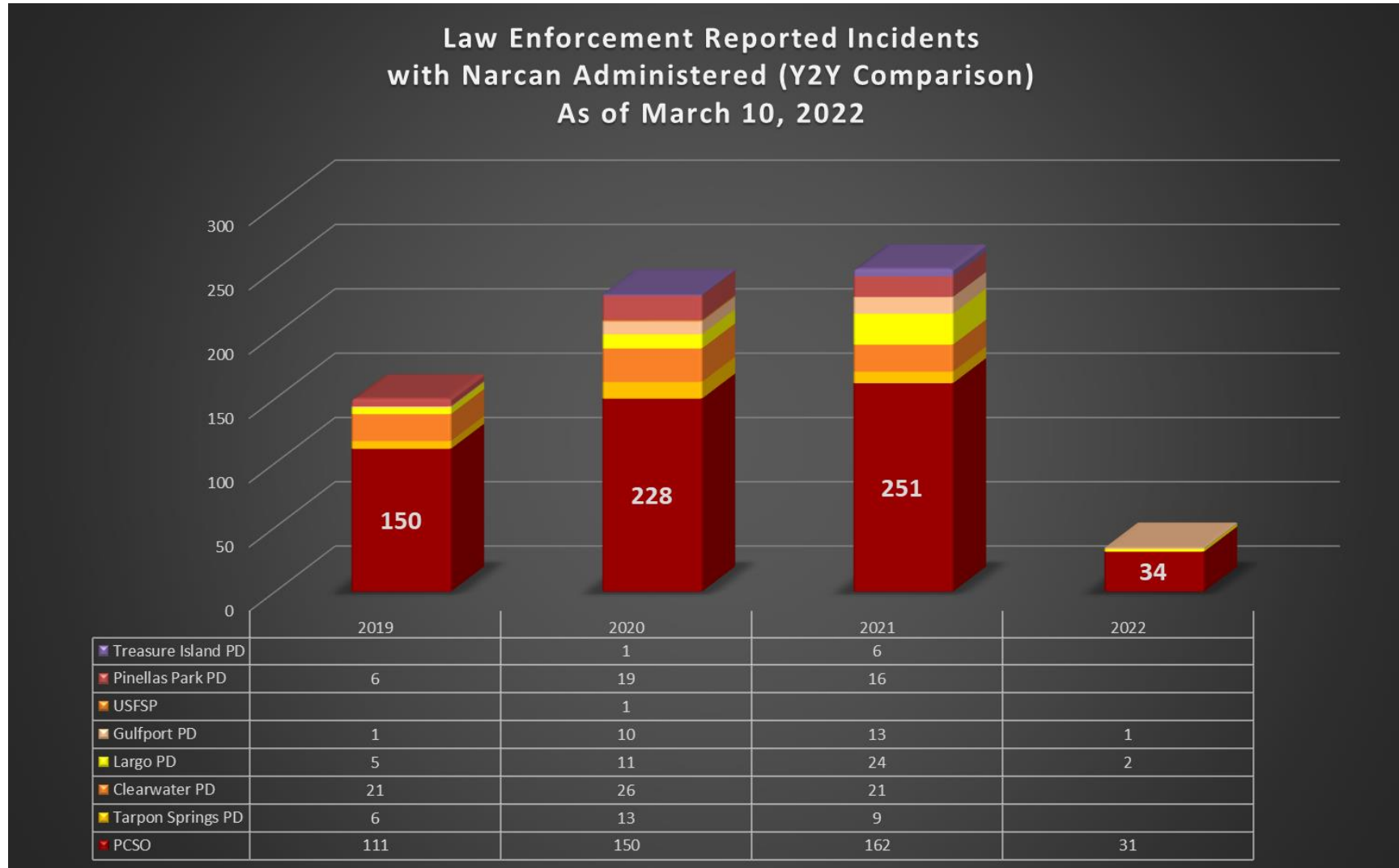
COSSAP/Operation PAR Data Compilation Breakdown
9-1-1 Suspected Overdose Transport History - Individuals
Matching CY 2020 thru March 10, 2022



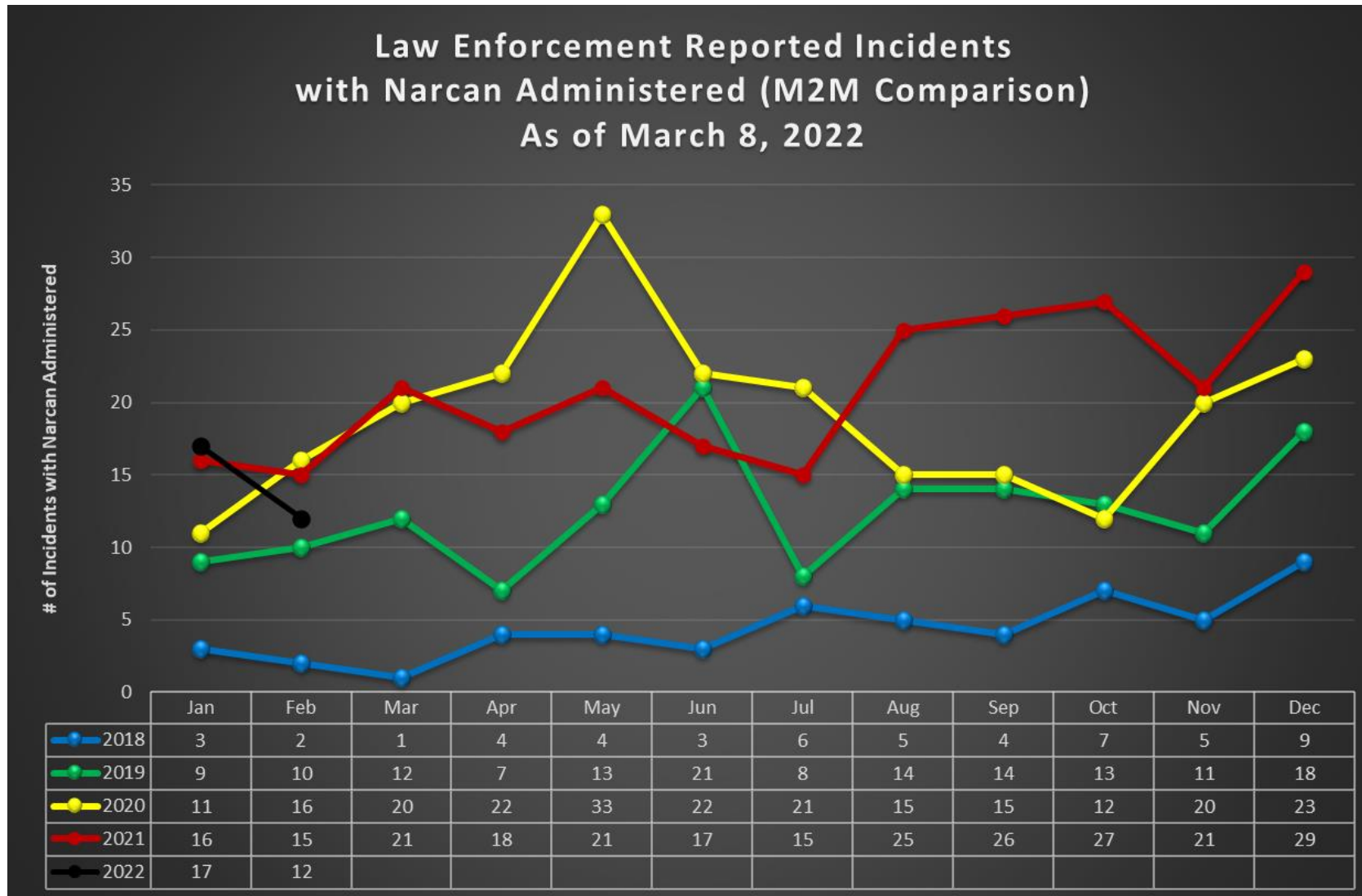
NOTE: Four (4) individuals have repeated under COSSAP, two (2) incidents each.



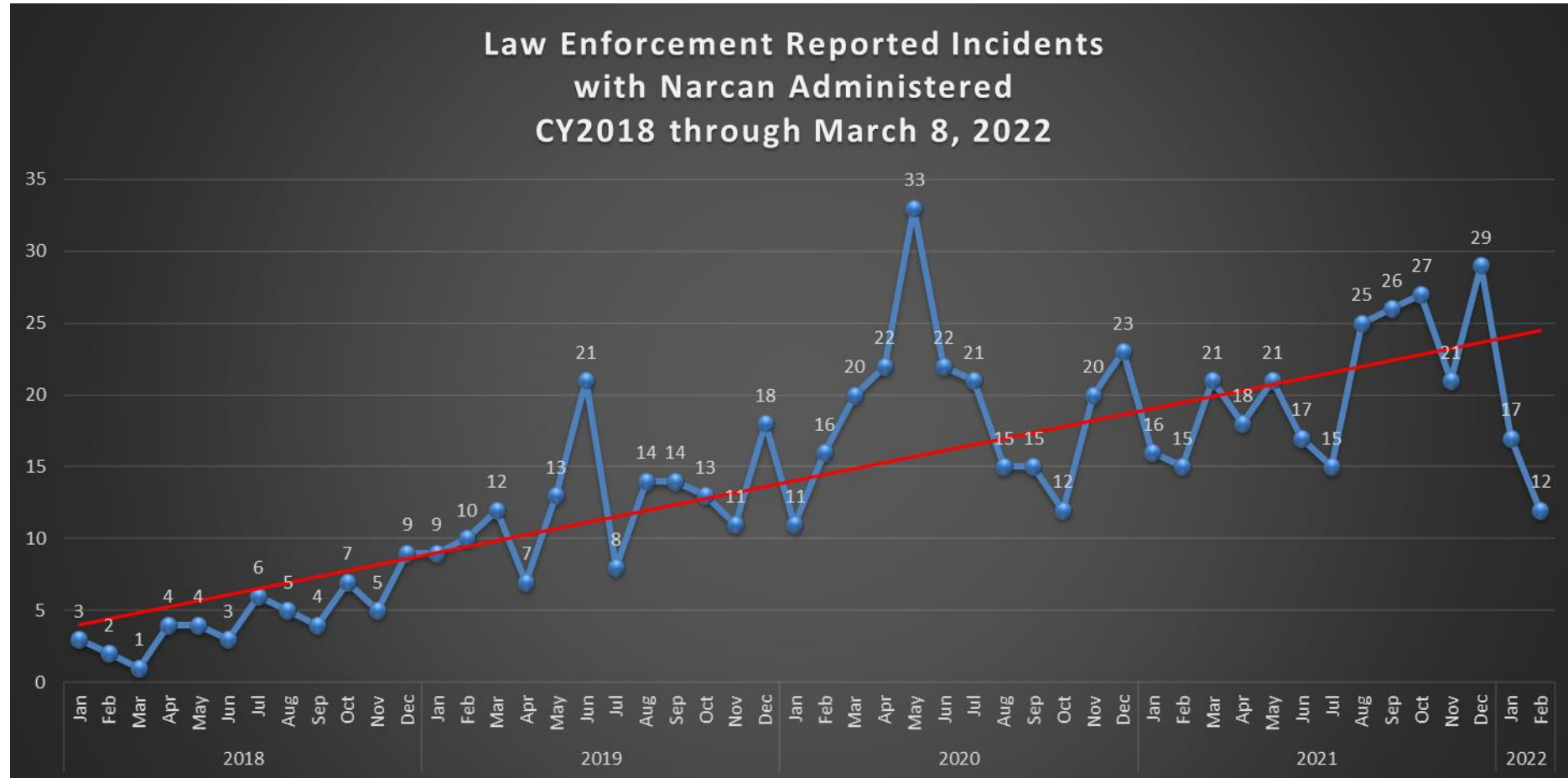
Law Enforcement in Action - # of Incidents...



Law Enforcement Incidents by Month...



Law Enforcement Incidents by Month...Trending

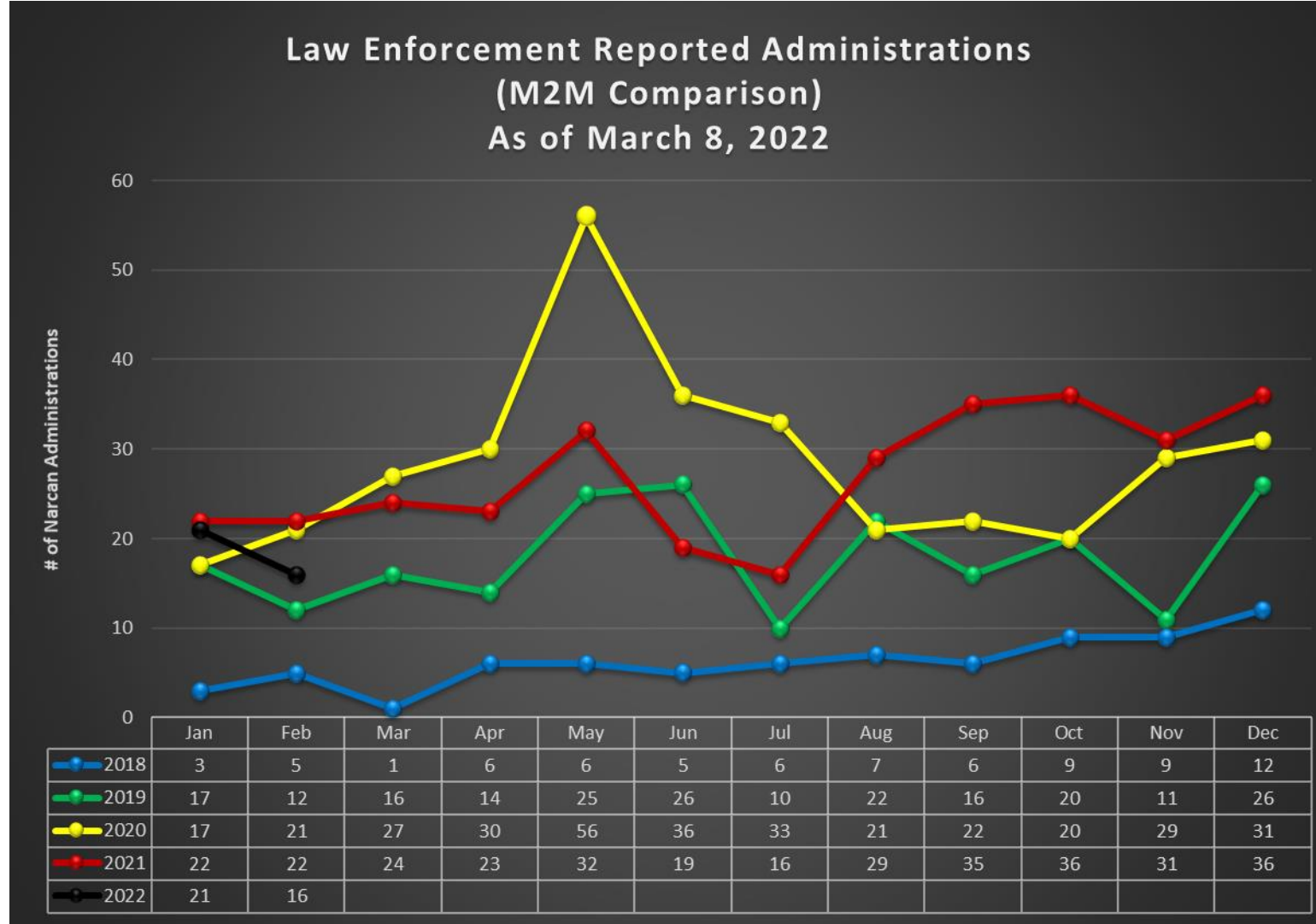


Law Enforcement Administrations...

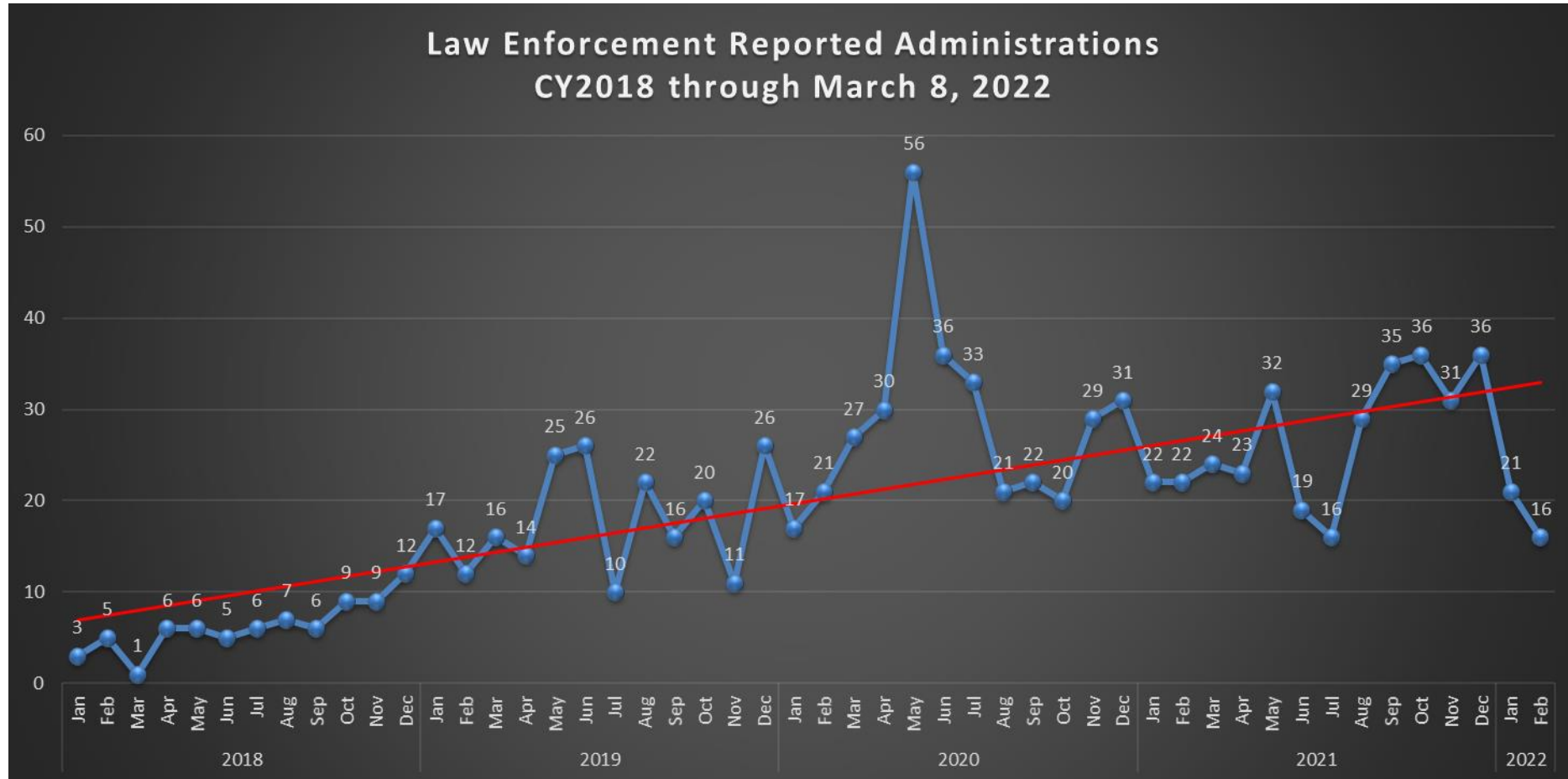
Law Enforcement Reported Narcan Administrations
Year-to-Year Comparison
As of March 10, 2022



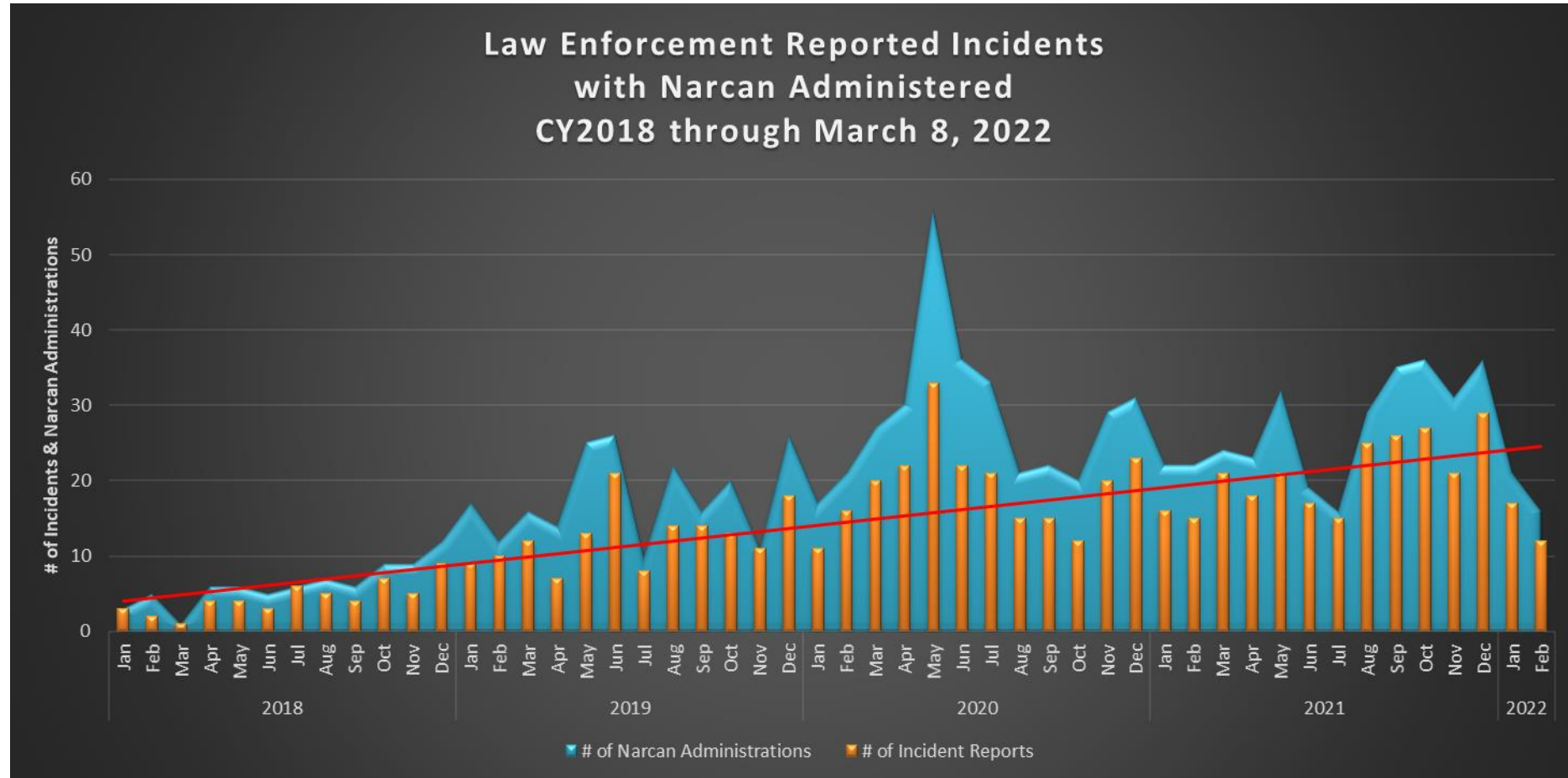
Law Enforcement Administrations by Month...



Law Enforcement Administrations by Month...Trending



Law Enforcement Incidents & Administrations by Month...Trending



Questions?

Craig A. Queen, MBA

Quality Assurance Coordinator

Pinellas County EMS & Fire Administration

12490 Ulmerton Road, Suite 134

Largo, FL 33774

(727) 582-5757

cqueen@pinellascounty.org



Overdose Surveillance Update

Pinellas County Opioid Task Force

3.16.2022



Mohammad Alak
Florida Epidemic Intelligence Service
Florida Department of Health – Pinellas County

Overview

- Introduction
- Florida's Substance Use Dashboard
- Quarterly and Monthly Overdose Report
- Q1 2020-2021 Overdose Trends Advisory
- Questions

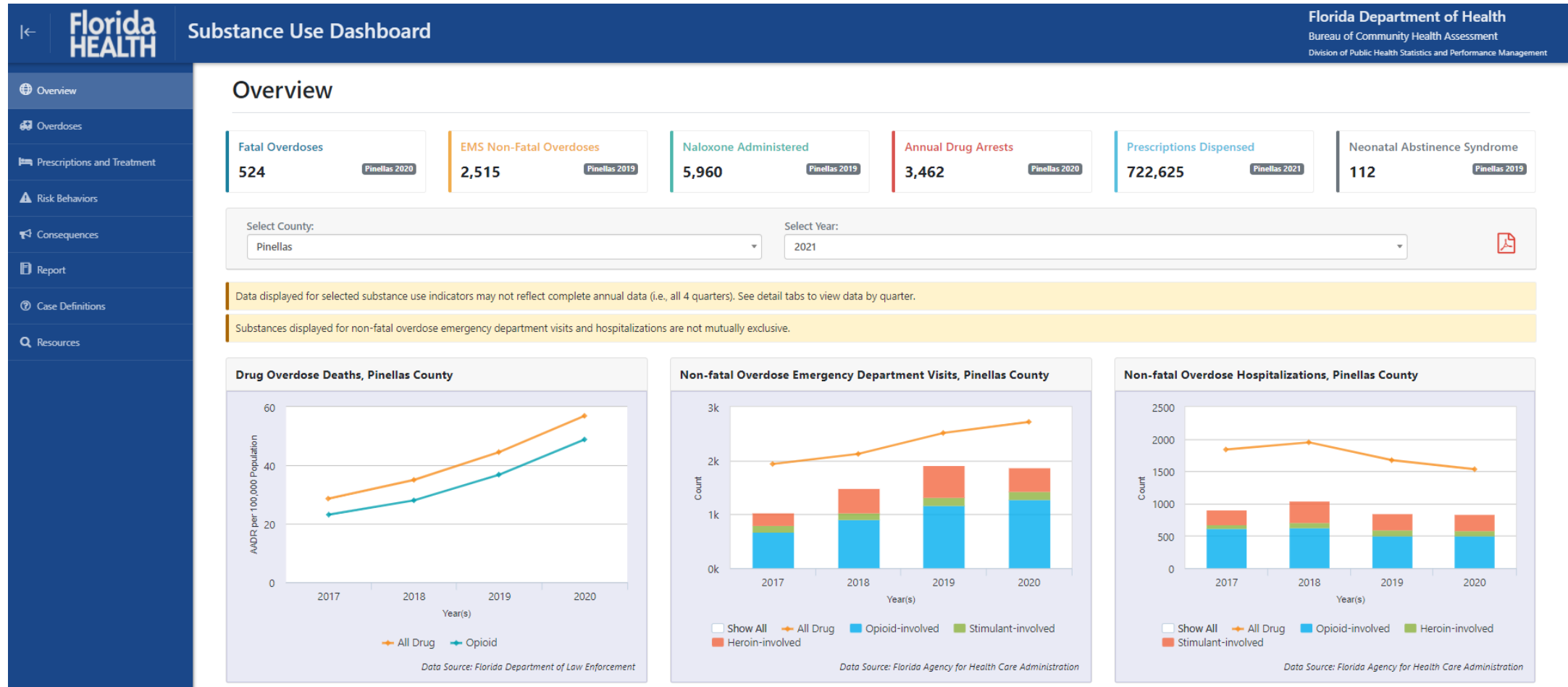
Introduction

- Mohammad Alak, MPH
- Florida Epidemic Intelligence Service, Florida Department of Health
- Overdose Surveillance for Pinellas County

Florida's Substance Use Dashboard

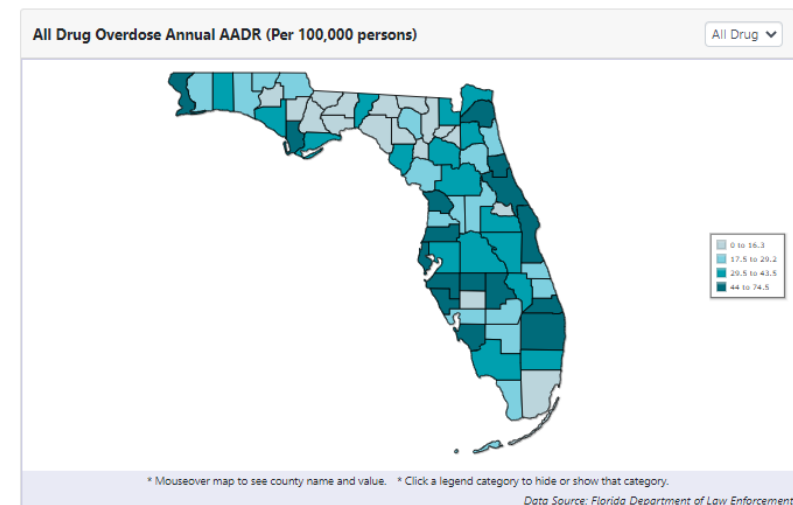
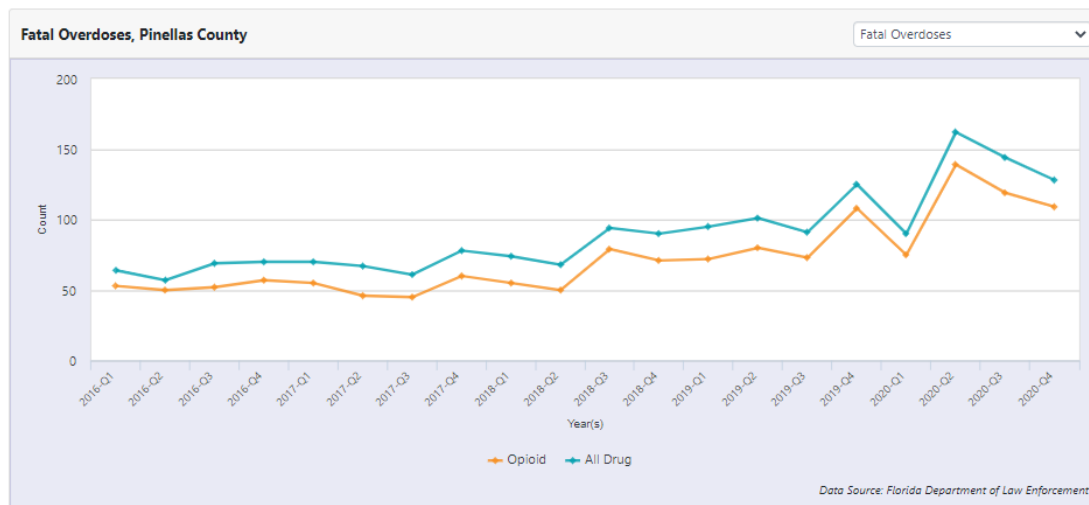
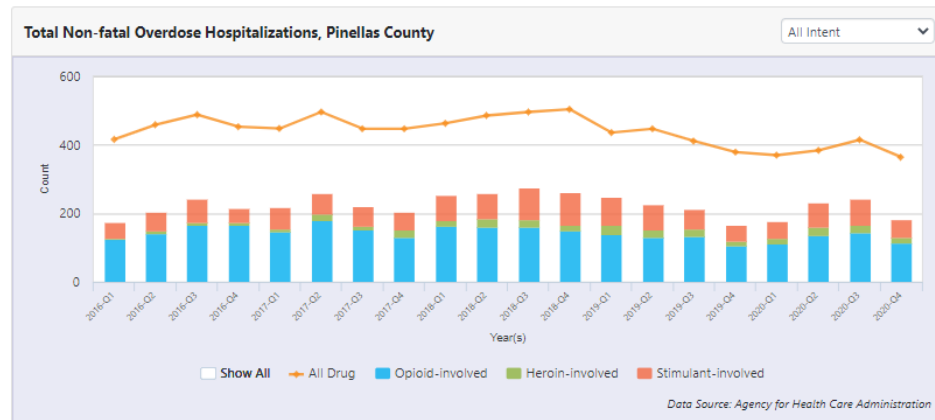
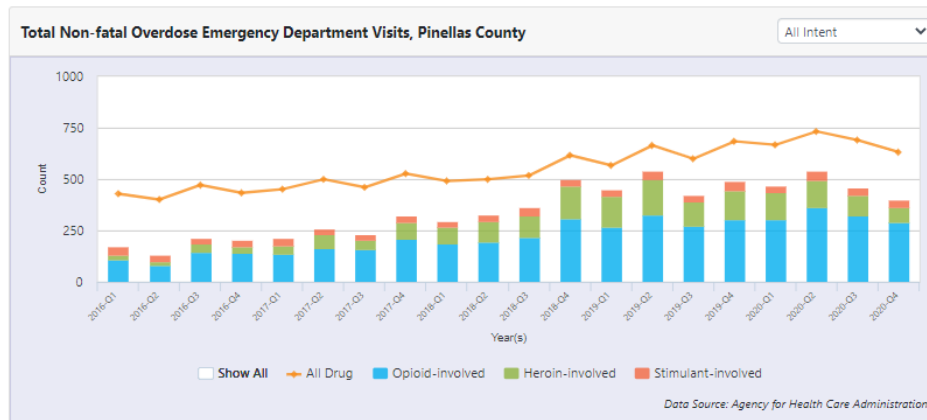
Florida's Substance Use Dashboard

- Public, Shareable



Florida's Substance Use Dashboard

- Charts



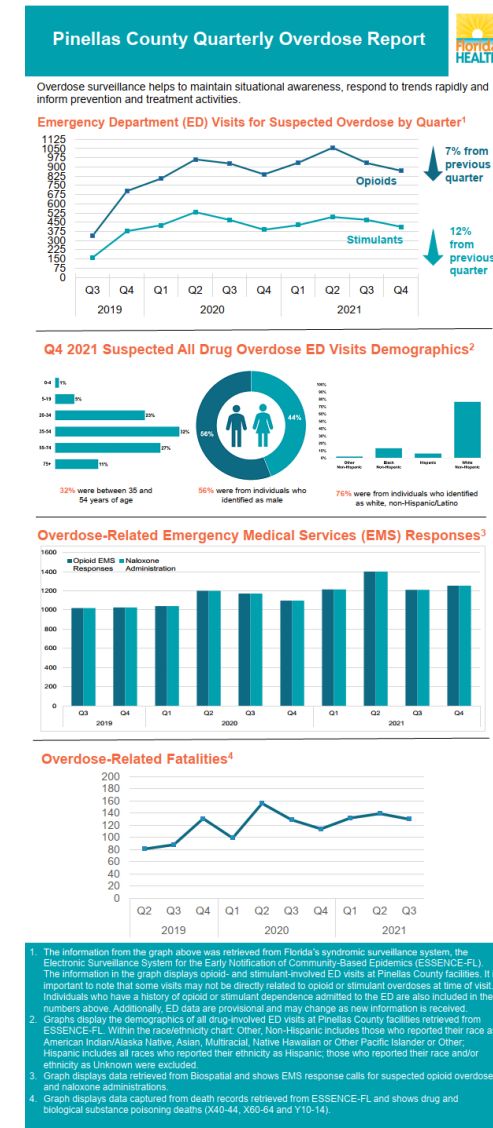
Data Sources

- Data Tables

Overdoses, Pinellas County							
Indicator	Measure	Year	January-March (Provisional)	April-June (Provisional)	July-September (Provisional)	October-December (Provisional)	Year-to-Date (Provisional)
Fatal Overdoses							
Opioid Overdose Deaths ⓘ	Count	2020	75	139	119	109	442
Drug Overdose Deaths ⓘ	Count	2020	90	162	144	128	524
Opioid Overdose Annual Age-Adjusted Death Rate ⓘ	Per 100,000 persons	2020					48.8
Drug Overdose Annual Age-Adjusted Death Rate ⓘ	Per 100,000 persons	2020					56.9
EMS Non-Fatal Overdose Responses							
Emergency Medical Service Responses to a Suspected Non-fatal Opioid-involved Overdose ⓘ	Count	2020	550	656	0		1,206
Emergency Medical Service Responses to a Suspected Non-fatal Drug Overdose Including Opioids ⓘ	Count	2020	551	662	1,456		2,669
All Drug Non-fatal Overdose Emergency Department Visits ⓘ	Count	2020	667	732	690	631	2,720
Unintentional/Undetermined Non-fatal Drug Overdose Emergency Department Visits ⓘ	Count	2020	563	636	595	553	2,347
Intentional Self-harm Non-fatal Drug Overdose Emergency Department Visits ⓘ	Count	2020	105	97	95	80	377
Opioid-involved Non-fatal Overdose Emergency Department Visits ⓘ	Count	2020	306	363	324	290	1,283
Unintentional/Undetermined Non-fatal Opioid-involved Non-fatal Overdose Emergency Department Visits ⓘ	Count	2020	298	355	319	286	1,258
Intentional Self-harm Non-fatal Opioid-involved Non-fatal Overdose Emergency Department visits ⓘ	Count	2020	8	8	5	<5	24
Heroin-involved Non-fatal Overdose Emergency Department Visits ⓘ	Count	2020	131	132	98	72	433
Unintentional/undetermined Non-fatal Heroin-involved Non-fatal Overdose Emergency Department Visits ⓘ	Count	2020	131	131	95	72	429
Intentional Self-harm Non-fatal Heroin-involved Non-fatal Overdose Emergency Department Visits ⓘ	Count	2020	<5	<5	<5	<5	<5
Stimulant-involved Non-fatal Overdose Emergency Department Visits ⓘ	Count	2020	30	48	36	36	150
Unintentional/Undetermined Non-fatal Stimulant-involved Non-fatal Overdose Emergency Department Visits ⓘ	Count	2020	25	47	32	34	138
Intentional Self-harm Non-fatal Stimulant-involved Non-fatal Overdose Emergency Department Visits ⓘ	Count	2020	5	<5	<5	<5	12
All Drug Non-fatal Overdose Hospitalizations ⓘ	Count	2020	370	384	415	364	1,533
Unintentional/Undetermined Non-fatal Drug Overdose Hospitalizations ⓘ	Count	2020	238	254	288	245	1,025
Intentional Self-harm Non-fatal Drug Overdose Hospitalizations ⓘ	Count	2020	138	136	131	120	525
Opioid-involved Non-fatal Overdose Hospitalizations ⓘ	Count	2020	111	136	145	115	507
Unintentional/Undetermined Non-fatal Opioid-involved Non-fatal Overdose Hospitalizations ⓘ	Count	2020	99	114	117	98	428
Intentional Self-harm Non-fatal Opioid-involved Non-fatal Overdose Hospitalizations ⓘ	Count	2020	12	21	29	17	79
Heroin-involved Non-fatal Overdose Hospitalizations ⓘ	Count	2020	17	24	21	17	79
Unintentional/Undetermined Non-fatal Heroin-involved Non-fatal Overdose Hospitalizations ⓘ	Count	2020	16	22	15	15	68
Intentional Self-harm Non-fatal Heroin-involved Non-fatal Overdose Hospitalizations ⓘ	Count	2020	<5	<5	6	<5	10

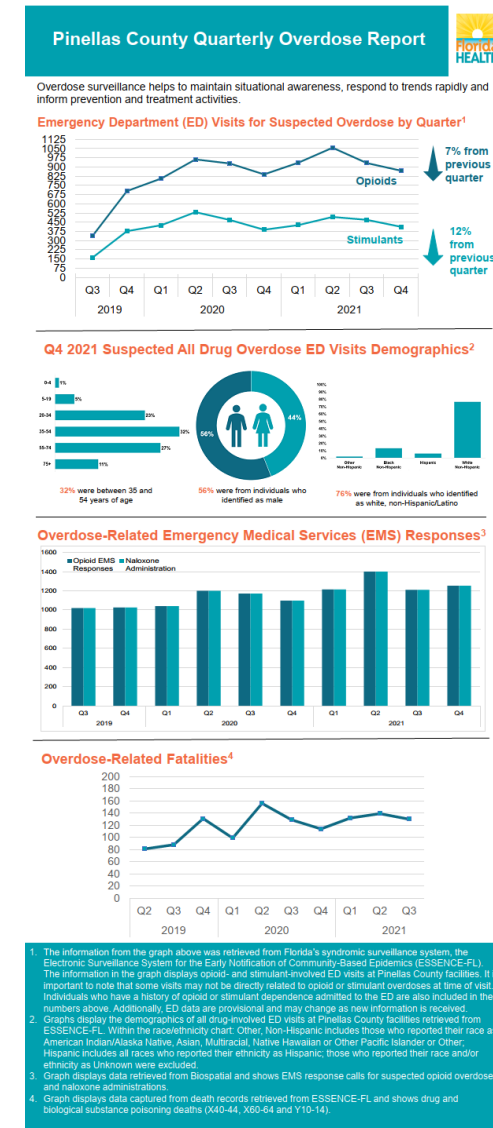
Quarterly and Monthly Overdose Reports

- Stakeholders need access to timely overdose data
- Solution – Provide monthly and quarterly overdose reports using data available to FDOH
- Approved for distribution by Florida Department of Health Executive Leadership at the State Level.



Quarterly and Monthly Overdose Reports

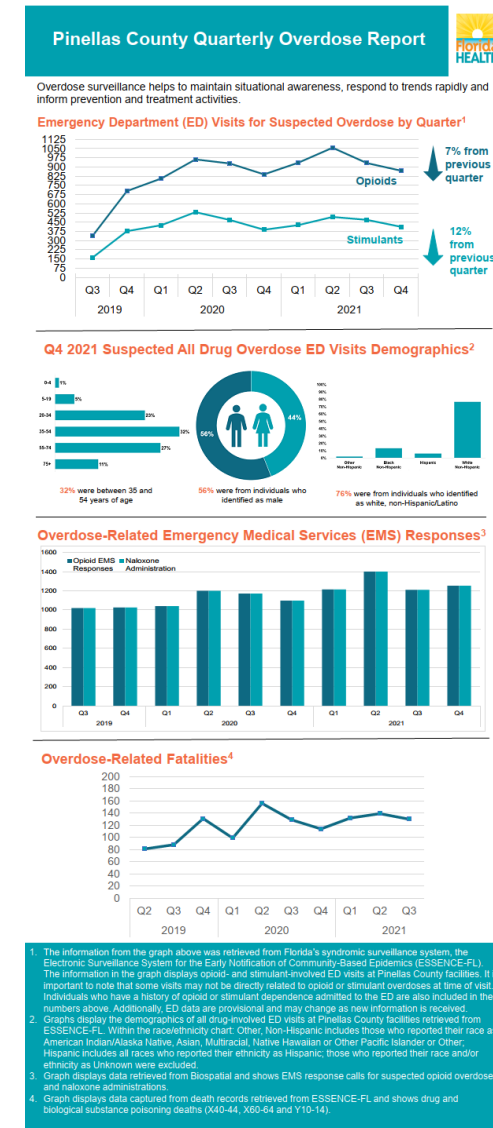
- Data Sources:
 - Emergence Department Syndromic Surveillance (ESSENCE-FL)
 - EMS Syndromic Surveillance (EMSTARS/Biospatial)
 - Fatality Data (FDOH, Bureau of Vital Statistics)



Quarterly and Monthly Overdose Reports

ED and EMS Syndromic Surveillance

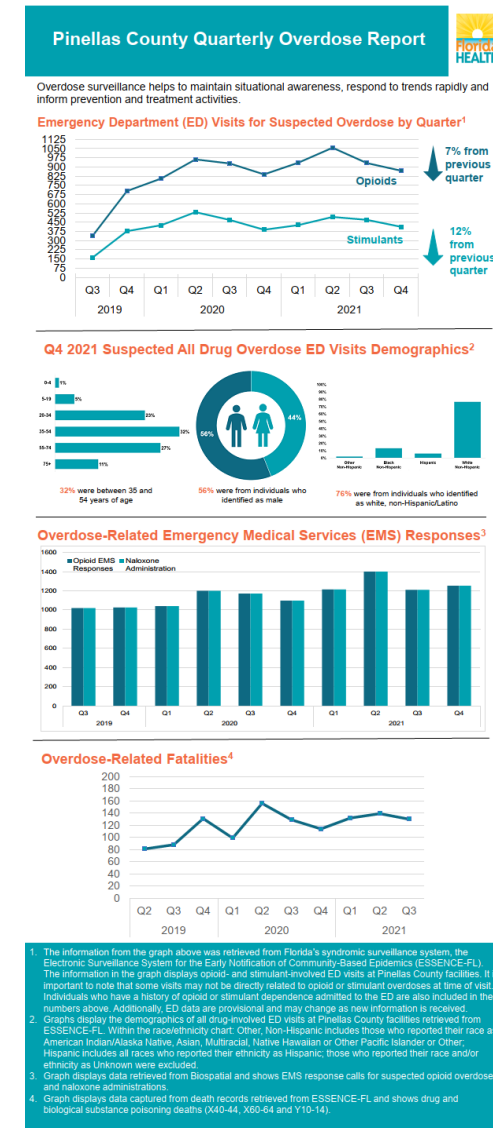
- Near real-time data on health events from participating providers
- Can be considered “non-traditional” surveillance
 - ED Data – Inclusion of free-text in the syndrome definitions
- Statistical and data analysis tools
- Limitations to data sharing



Quarterly and Monthly Overdose Reports

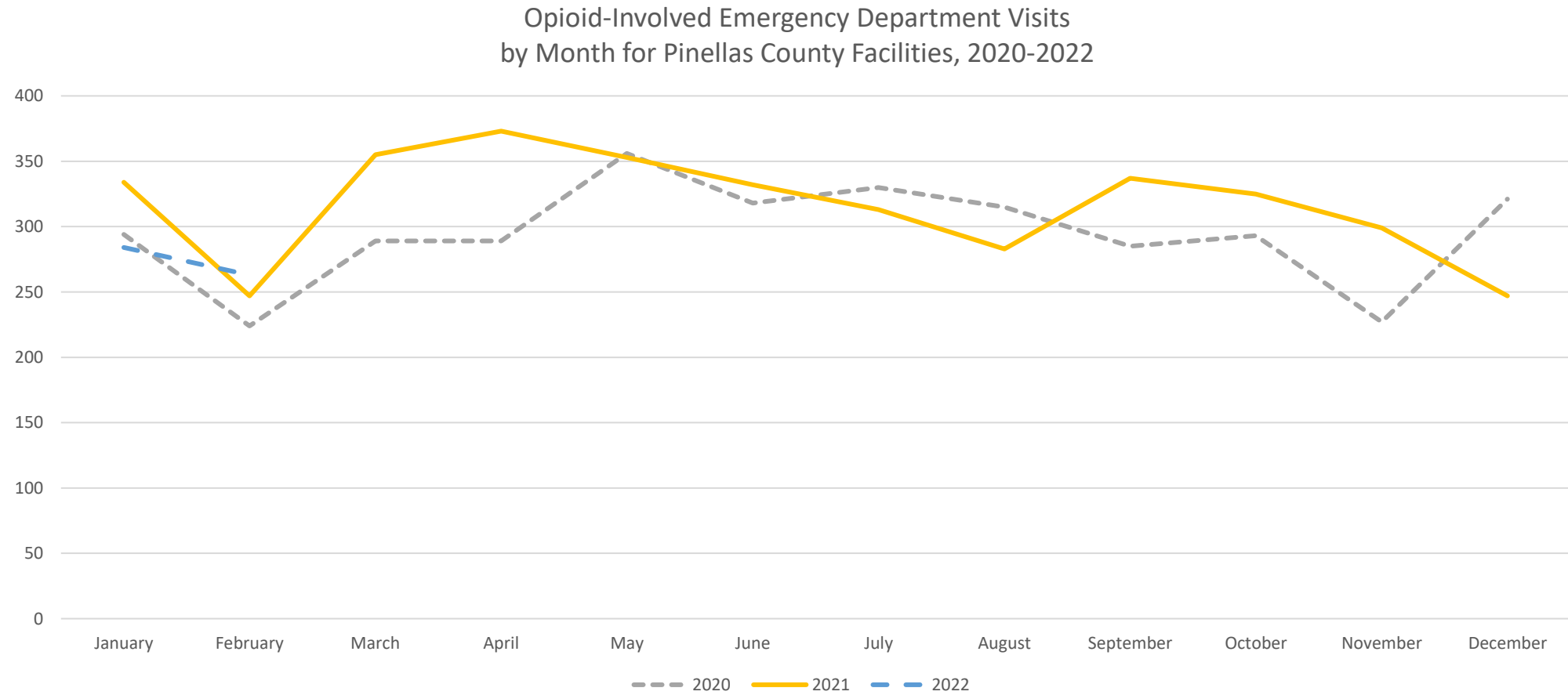
ED and EMS Syndromic Surveillance

- Limitations:
 - Syndromic surveillance data is considered provisional
 - Visits may not be directly related to overdose
 - Data may change as new information is received



Q1 2020-2021 Overdose Trends Advisory

Q1 2020-2021 Overdose Trends Advisory



Questions/Comments?



Overdose Data to Action

Marianne Dean

Welcome Sam! Outreach Coordinator

- Sam comes to us from the COVID-19 Documentations Unit where she oversaw a team of individuals that worked tirelessly through the height of the pandemic to ensure client vaccines were entered into state databases, uploaded every test result in Pinellas County to their client, and provided superior customer service in client services.
- Sam is no stranger to outreach and has been to various places providing support to those in need:
 - Taught English to students in France
 - Built infrastructure in areas of great need in Panama (...not the panhandle)
 - Experienced in compassionately serving those with special needs

NIDA Drug and Alcohol Facts Week

- Youth prevention campaign open to the public - will be held in 1st floor lobby March 21-25.
- DOH-Pinellas (St. Petersburg) is listed as an event participant.
- Posters, flyers, magazines, pamphlets, incentives.
- Includes partners with Tobacco Free Florida, Gold Star Dads, Healthy Families, Florida Poison Control Centers.



Hepatitis A

- An increase in Hepatitis A infections was observed in the Orlando area in MSM populations – no outbreaks reported.
- This is a friendly reminder that Hepatitis A is a vaccine-preventable disease.
- If you do not know your hepatitis vaccine status or would like more information, please contact the Hepatitis Program at 727-824-6932.
- The Hepatitis Program services include education, screening, vaccinations, counseling and referral for care.

CDC Draft Clinical Practice Guideline

- CDC's Draft Clinical Practice Guideline for Prescribing Opioids Now Open for Public Comment.
 - The CDC draft Clinical Practice Guideline for Prescribing Opioids (update to the 2016 Guideline for Prescribing Opioids for Chronic Pain) has posted in the Federal Register and the 60-day public comment period has begun. Public comment provides valuable insight from the populations that we serve.
Please note that the 60-day public comment period will end on April 11, 2022.
 - Go to <https://www.regulations.gov> and search for "CDC Guideline for Prescribing Opioids". A comment button on the top left of the page will allow you to submit your comments via a webpage with step-by-step instructions

Comprehensive Opioid, Stimulant, and Substance Abuse Program (COSSAP) & Discussion

Review from Northwestern University

NORTHWESTERN U –
HENDRICKS BROWN,
WOUTER VERMEER

USF – KIM JOHNSON, HOLLY
HILLS, CHARLES DION

DCF – SHELBY MEADERS

OPERATION PAR – DIANNE
CLARKE, JIM MILLER,
JONATHAN ESSENBERG,
ANGEL TOMLIN

WASHINGTON U – REBECCA
LENGNICK-HALL

Community and Modeling Approaches to Support Decision Making in Pinellas County

Your Questions, Comments, and Guidance

Our Contacts:

Hendricks Brown, Ph.D.

Hendricks.brown@northwestern.edu

Wouter Vermeer, Ph.D.

Wouter.Vermeer@northwestern.edu

Kim Johnson, Ph.D.

kjohnson33@usf.edu

Holly Hills, Ph.D.

hills@usf.edu

Charles Dion, M.A.

cdion@usf.edu

Rebecca Lengnick-Hall, Ph.D.

rlengnick-hall@wustl.edu



CareerSource
PINELLAS

Guest Speaker: Melissa Ehrhardt



WHO
ARE WE?

CareerSource Pinellas connects businesses with qualified, skilled talent and job seekers with employment and career development opportunities. Professionals and entry level candidates can benefit from workshops, career services, training opportunities and other resources.

CONNECTING TALENT WITH OPPORTUNITY
IT'S WHAT WE DO EVERY DAY.

CAREERSOURCE PINELLAS LOCATIONS

ST. PETERSBURG

3420 8th Avenue South St.
Petersburg, FL 33711
[\(727\) 524-4344](tel:(727)524-4344)

GULF-TO-BAY

2312 Gulf to Bay Boulevard
Clearwater, FL 33765
[\(727\) 524-4344](tel:(727)524-4344)

LEALMAN EXCHANGE

5175 45th Street North St.
Petersburg, FL 33714
[\(727\) 524-4344](tel:(727)524-4344)

TARPON SPRINGS

682 E. Klosterman Road
Tarpon Springs, FL 34689
[\(727\) 524-4344](tel:(727)524-4344)

**CAREER
SERVICES**

**CUSTOMER
EXPERIENCE
CENTER**

SELF-SERVICE

WORKSHOPS

**PLACEMENT
&
EMPLOYMENT
ASSISTANCE**

**SUPPORTIVE
PROGRAM
SERVICES**

**VETERAN
SERVICES**

**TRADE
ADJUSTMENT
ASSISTANCE**

**BUSINESS
SERVICES**

CAREER FAIRS



WORK-BASED LEARNING

- On the Job training
- Paid Work Experience
- Registered apprenticeships

CAREER SERVICES

WORK BASED LEARNING

WHAT IS WIOA?

- WIOA stands for the Workforce Innovation and Opportunity Act of 2014.
- It's a federal legislation that provides funding for employment-related services.
- WIOA's goal is for individuals to become self-sufficient.
- Individuals who meet eligibility / suitability criteria may be provided with short-term training assistance, education assistance, and supportive services and Job placement Assistance.

GENERAL ELIGIBILITY:

- 18 years of age or older
- Resident of Pinellas county
- Meet U.S. citizenship requirements/authorization to work or hold a permanent resident card in the U.S.
- Meet selective service registration requirements (for men born after December 31st, 1959)

GET TO KNOW OUR SERVICES



CAREER SERVICES

WIOA

BRIDGING THE GAP FOR THOSE WITH SUBSTANCE USE DISORDERS

- Work with community partners currently serving customers in recovery
- Develop ways to get clients back to work (education, soft skills, supportive services)
- Discover and build relationships with background friendly/another chance employers
- Teach employers on working with those with SUDs
 - Include success stories as proof that taking a chance can work
 - Provide financial incentive information such as WOTC, On the Job Training, Federal Bonding, etc.
- Connect community partners to one another and to other resources
- Advocate to employer on behalf of clients

QUESTIONS?

Melissa Ehrhardt
Recovery Navigator

Email: mehrhardt@careersourcepinellas.com

Phone: 727-608-2426

Intro

<https://www.facebook.com/watch/?v=503368114737060>



T A M P A B A Y
PARTNERSHIP



Guest Speaker: Jennifer Webb

YOU ARE INVITED TO JOIN US IN HONORING
SENATOR DARRYL ROUSON
AT
**THE REGIONAL LEADERS LUNCHEON
TO END OVERDOSE**



Senator Darryl Rouson

Darryl Ervin Rouson was the first African American prosecutor in Pinellas County. In 2003 he was appointed the first chairman of the newly formed Substance Abuse and Addictions Task Force for The National Bar Association. Sen. Rouson also served as president of the St. Petersburg NAACP from 2000 to 2005 and served on the Taxation and Budget Reform Commission in 2007. In April 2008, Mr. Rouson was elected to represent Tampa Bay in the Florida House of Representatives. He served as a Representative for eight years and was termed out of office.

In 2016 he was elected State Senator for District 19 which includes portions of Pinellas and Hillsborough counties. Sen. Rouson has a passion for reforming the criminal justice system in Florida, increasing funding for substance use and mental health issues, and creating innovative solutions to transportation issues. Since Sen. Rouson began his tenure in the Florida Legislature, he has been regularly listed as one of Tampa Bay's most influential politicians. Sen. Rouson is married to Angela Rouson and is proudly raising five boys while practicing law in the Tampa Bay area with the Rubenstein Law Group.

Thursday, March 24, 2022

11:30am - 1:00pm

Hilton Carillon Park, St. Petersburg

(Registration and networking begins at 11:00am)

REGISTER NOW

Pat Geraghty, President and CEO of GuideWell and Jesse Schenker, nationally acclaimed chef and Founder of Jesse Schenker Hospitality Group will be keynote speakers at the luncheon.

They will discuss how the personal impact of the opioid crisis, the collective impact on our region, why now is the critical juncture for Tampa Bay leaders to step forward and join the fight against the opioid epidemic.



Patrick J. Geraghty

Pat Geraghty is President and CEO of GuideWell, a \$26 billion mutual insurance holding company. A mission-driven health solutions enterprise, GuideWell is the parent to a family of forward-thinking companies focused on transforming health care. GuideWell comprises the leading health insurance company in Florida; the leading health care services company in Puerto Rico; a portfolio of clinical delivery organizations; a portfolio of companies focused on creating human-first and innovative health solutions for health plans; a provider of administrative services to state and federal health care programs; and a market leading administrator of self-funded employer health plans. GuideWell serves more than 46 million people across 45 states, Puerto Rico and the U.S. Virgin Islands, including more than 5 million individuals in Florida.

A dynamic speaker, Geraghty is considered an expert voice on a range of health care topics including health care reform in the U.S., next-generation payment strategies, innovation in health care and the benefits of wellness and prevention programming. He is also frequently sought after for his insights on important health care policy matters in Washington, D.C. and Tallahassee, Fla.



Jesse Schenker

Jesse Schenker is the Co-Founder of Jesse Schenker Hospitality Group and award-winning chef. As a leader in long-term recovery, Jesse authored All or Nothing: One Chef's Appetite for the Extreme, a culinary memoir that illuminates the highs and lows of addiction, anxiety, and ambition in the world of haute cuisine.

Jesse's contemporary approach to recreating American classics is a reflection of who he is as a chef: equal parts devotee to highly refined techniques + a passion for all things delicious. Schenker first made his mark on the culinary scene in Manhattan with recette, the intimate urban American restaurant which he opened in New York's West Village in January 2010.

In addition to being a twice nominated James Beard Award semi-finalist, Schenker has received a number of awards and accolades, including a spot on Forbes "30 Under 30" list and Schenker was victorious in his battle on Food Network's Iron Chef America in 2011. Schenker currently lives in Oyster Bay, New York with his family and runs acclaimed dining concepts 2 Spring, Spring St. 2Go and Four.

Open Forum

- ❖ Please use this time to engage our task force members
- ❖ Any questions not addressed online will be answered to the best of our ability and an email response will be provided.

To Conclude

We welcome questions about any of the topics you heard today.

Please direct questions to Marianne @ marianne.dean@flhealth.gov

A copy of this presentation, including meeting notes, will be provided next week. Please make sure to add my email to your SAFE list, or check your spam folders.