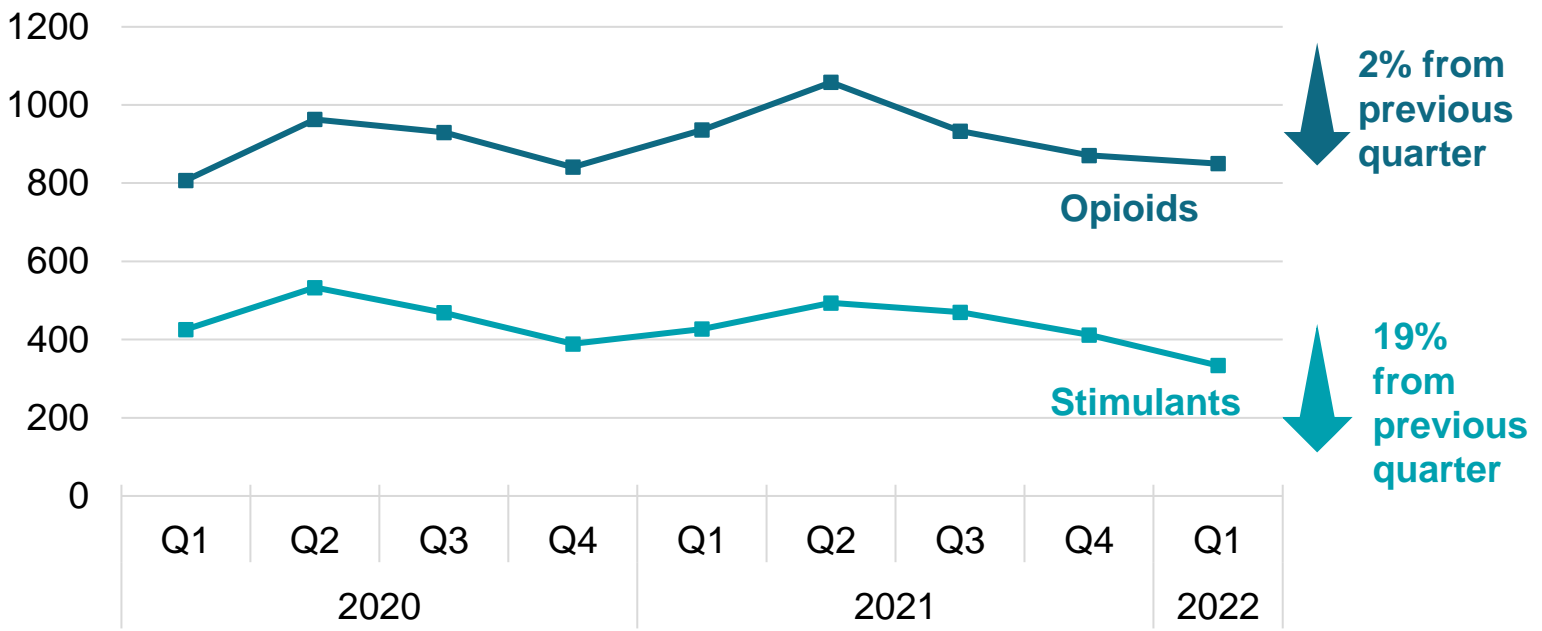


Pinellas County Quarterly Overdose Report

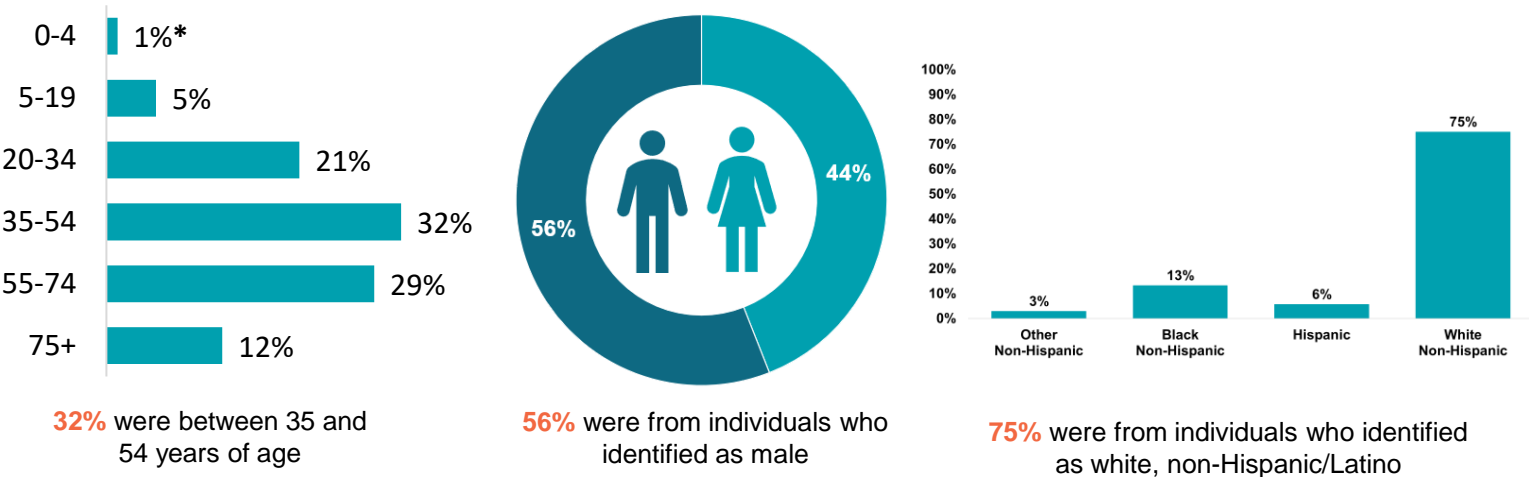


Overdose surveillance provides situational awareness to identify early trends for a more rapid response.

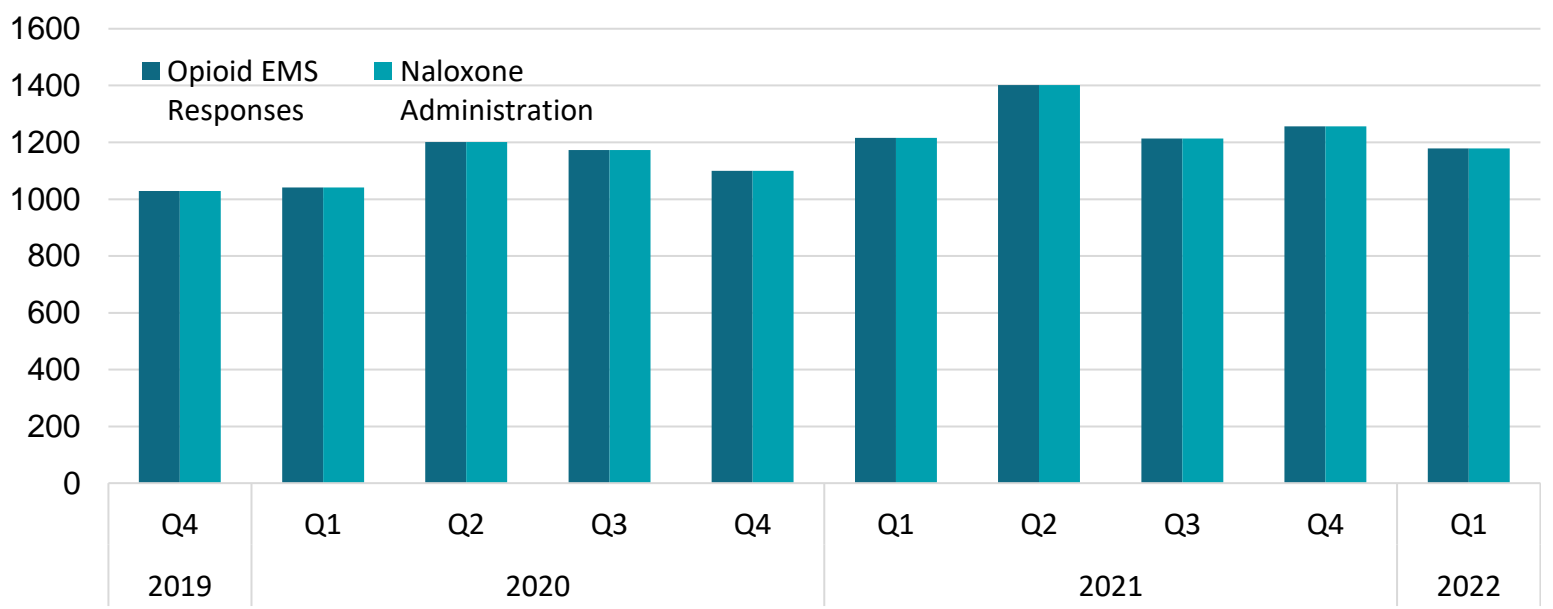
Emergency Department (ED) Visits for Suspected Overdose by Quarter¹



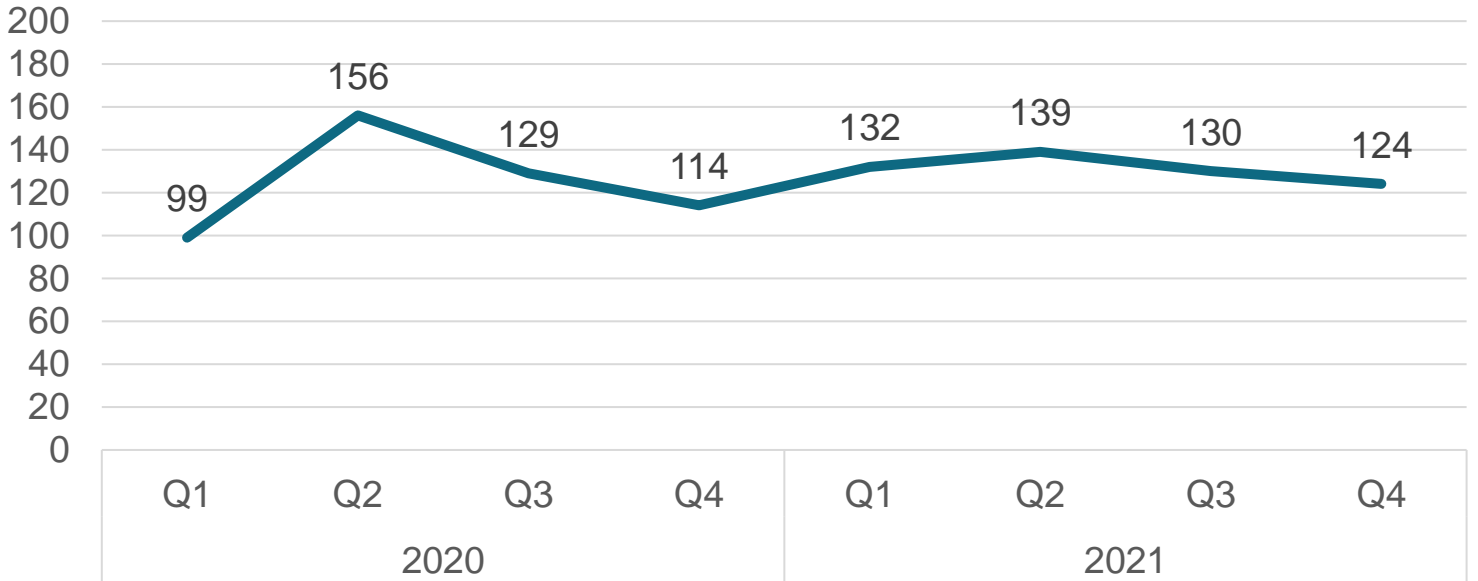
Q1 2022 Suspected All Drug Overdose ED Visits Demographics²



Overdose-Related Emergency Medical Services (EMS) Responses³



Overdose-Related Fatalities⁴



1. The information from the graph above was retrieved from Florida's syndromic surveillance system, the Electronic Surveillance System for the Early Notification of Community-Based Epidemics (ESSENCE-FL). The information in the graph displays opioid- and stimulant-involved ED visits at Pinellas County facilities. It is important to note that some visits may not be directly related to opioid or stimulant overdoses at time of visit. Individuals who have a history of opioid or stimulant dependence admitted to the ED are also included in the numbers above. Additionally, ED data are provisional and may change as new information is received.

2. Graphs display the demographics of all drug-involved ED visits at Pinellas County facilities retrieved from ESSENCE-FL. Within the race/ethnicity chart: Other, Non-Hispanic includes those who reported their race as American Indian/Alaska Native, Asian, Multiracial, Native Hawaiian or Other Pacific Islander or Other; Hispanic includes all races who reported their ethnicity as Hispanic; those who reported their race and/or ethnicity as Unknown were excluded.

3. Graph displays data retrieved from Biospatial and shows EMS response calls for suspected opioid overdoses and naloxone administrations.

4. Graph displays data captured from death records retrieved from ESSENCE-FL and shows drug and biological substance poisoning deaths (X40-44, X60-64 and Y10-14).



Pinellas County Quarterly Overdose Report



*During Q1, 2022 – surveillance identified several ED visits related to suspected overdose in the 0-4 age group. As this is a special population, further investigation was conducted. The following chart presents the suspected agents associated with the suspected overdose events.

Drug Related ED Visit by Suspected Agent, Ages 0-4 years
Pinellas County Emergency Departments
Q1, 2022

