

# QUARTERLY NEWS!

Child Care Licensing Program Florida Department of Health in Pinellas County

## CHILDREN'S CENTERS WINTER EDITION



Winter 2020  
Volume 3  
Issue 4

### 'Tis The Season

By Jorie Massarsky, Centers Supervisor

As we come to the end of 2020, (and many would say "not a moment too soon") COVID-19 has taught us many things. It has changed our way of working and made us truly appreciate the things in life that we had taken for granted in the past.

First, we learned how important following scientific guidance can be in mitigating the spread of the disease. Children's Centers that have followed CDC guidelines closely have, for the most part, dealt with fewer cases and less spread. While these guidelines are not "Licensing Regulations," they are a significant way to protect the health and safety of staff, children and their families. It is also a significant way to protect your business and the ability to operate.

Other agencies have been impacted by COVID-19 and have set up their own new protocols. I want to urge you strongly to contact your Fire Marshall well in advance of your fire inspection expiration. Many municipalities now have new requirements for conducting inspections, including the receipt of COVID plans and they will not come out without them. So, because we cannot renew licenses without approved fire inspections and many fire departments are backlogged due to the suspension of services earlier this year, please reach out at least two months prior to the time you need the inspection completed and specifically ask if there is anything that you need to provide to them in order for them to conduct your fire inspection.

With the holiday season upon us, we will have to find new ways to celebrate. Traditional large, indoor, non-socially distanced gatherings will have to be re-thought. This is an excellent time to involve your staff in brainstorming ways to experience the spirit of the holiday season, but to celebrate in different ways.

On behalf of the entire Child Care Licensing Program, I wish you a joyous holiday season. Whatever traditions your Children's Centers and families have, let's create some new ones. You may find that this year, more than ever, the ability to be thankful, merry and appreciative of the small things that bring us joy, are even more meaningful than before. I am hopeful that 2021 brings peace, calm and togetherness.



Layout & Design by



Lisa Zacharia

### Inside This Issue

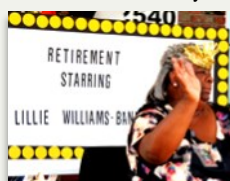
'Tis The Season	1
Bornoff's Bulletin Board	1
News From Epidemiology	2
Winter Training Classes	3
Product Recalls	4
Creative Corner	5
Staff Spotlight	6



Faith Bornoff, M.Ed.  
Executive Director




Saying goodbye is never easy! In October, we as a community, had to say goodbye to Lillie Williams-Banks, as she retired from the Pinellas County License Board. After more than 30 years of service to the State of Florida, it was time for her to spend more time with her family and enjoy all that retirement brings. I want to personally say thank you to those who took the time to participate in Lillie's Drive-through Retirement Event. She was very surprised and it was huge success!



I am happy to announce that we have successfully identified a new Licensing Specialist to join our team. Ms. Tammy Sharpe began her training with the Pinellas County License Board on November 30<sup>th</sup>. I hope that you will join me in welcoming her if she visits your Family Child Care Home or Children's Center over the next few months while she is learning her new role.

It will take some time to effectively train Tammy so, if you had Lillie as your Licensing Specialist, please know that you may have a different staff member conduct your inspection during this transitional time. Our staff will work together to ensure all of you affected by this change are taken care of.

Thank you in advance for your understanding and patience as we complete this transition. Our staff are always available should you have any questions and you are encouraged to call our office anytime.



# QUARTERLY NEWS!

Child Care Licensing Program  
Florida Department of Health in Pinellas County

Hello  
Winter

**Centers**  
Winter Edition



## Florida Department of Health in Pinellas County NEWS FROM EPIDEMIOLOGY

### COVID-19 & Food Safety Around the Holidays

The holidays are soon approaching which means more time with family, friends and food! We want to ensure that everyone stays safe this year so we're providing some tips to have a safer celebration and help prevent foodborne illnesses.

Everyone can make the holidays safer by celebrating with people within their household or hosting virtual gatherings. If you are attending an event outside your home, several factors should be considered to reduce the risk of possible COVID-19 infection:

- Plan ahead and ask guests to avoid contact with people outside of their households for 14 days before the gathering.
- Consider outdoor gatherings or indoor venues with proper ventilation. Allow for enough space so that everyone can maintain a safe distance. (6 feet apart or two arm lengths)
- More people, more risk. Consider having a smaller gathering and ask attendees to wear a mask when not eating or drinking.
- Guests should avoid direct contact, including handshakes and hugs.
- Encourage attendees to wash their hands often with soap and water for at least 20 seconds. Provide hand sanitizer, that contains at least 60% alcohol, in locations with high touch surfaces.

- Do not host or participate in celebrations if you or anyone in your household are having symptoms of COVID-19, waiting for COVID-19 test results, or have been diagnosed with COVID-19 within the last 10 days.

#### Time to eat! Here are some food safety tips to prevent foodborne illness:

- Do not make food for others while sick! This can contaminate food and cause others to fall ill as well.
- WASH YOUR HANDS! Hand hygiene is so important, now more than ever. We should be washing our hands before and after cooking, after using the bathroom, after contact with trash & prior to eating.

- Don't thaw raw food on the counter. This can enhance the proliferation of germ spread and contaminate surrounding areas.
- Cook all meat thoroughly; utilize cooking thermometers to maintain extra caution.
- Avoid cross-contamination! Make sure raw foods are prepared separately from other foods. Wash your hands in between and immediately put cookware/dishes no longer in use in the sink or dishwasher.
- Avoid the consumption of any raw dough or batter to avoid illnesses like Salmonella or E. Coli.
- Store food safely. Do not keep food sitting out for more than 2 hours. Refrigerator temperatures should be at or below 40° Fahrenheit and freezer temperatures should be at or below 0° Fahrenheit.



#### Turkey Safety:

- Refrigerator: Thaw 24 hours for every 4-5 lbs. (below 40° F refrigerator temperature)
- Cold Water: Wrap Turkey in leak proof bag and submerge in cold water. Make sure water is replaced every 30 minutes.

◆ 4-12 lbs.	2-6 hours
◆ 12-16 lbs.	6-8 hours
◆ 16-20 lbs.	8-10 hours
◆ 20-24 lbs.	10-12 hours

#### RESOURCES

Centers for Disease Control and Prevention. (2020, November 9). *Holidays*. <https://www.cdc.gov/coronavirus/2019-ncov/daily-life-coping/holidays.html>

Centers for Disease Control and Prevention. (2020, October 14). *Food safety tips for the holidays*. <https://www.cdc.gov/foodsafety/communication/holidays.html>

United States Department of Agriculture (2013, July 31). *Turkey basics: Safe thawing*. <https://www.fsis.usda.gov/wps/portal/fsis/topics/food-safety-education/get-answers/food-safety-fact-sheets/poultry-preparation/>



Florida Department of Health in Pinellas County  
205 Dr. Martin Luther King Jr. St. N.  
St. Petersburg, FL 33701  
(727) 824-6932  
**PinellasHealth.com**



# QUARTERLY NEWS!

Child Care Licensing Program  
Florida Department of Health in Pinellas County

Hello  
Winter

**Centers**  
Winter Edition



## RECORD KEEPING FOR CHILDREN'S CENTERS

Is a four and a half (4 1/2) hour training comprised of an overview of regulations regarding record keeping including personnel, children, and facility records. Participants will receive a training packet that includes required and optional forms and learn practical ideas for setting up and maintaining files in order to be in compliance with regulations. This training is appropriate for prospective or new owners/directors and as an



*These classes are subject to cancellation based on restrictions and requirements in the state at that time.*

**REGISTRATION FEE:** \$40.00 Prepaid non-refundable fee due prior to training

**TIME:** 8:30 AM. – 1:00 PM

**LOCATION:** Pinellas County Health Department, 8751 Ulmerton Road, Largo, Florida, 2<sup>nd</sup> floor Conference Room



## DIRECTOR'S ORIENTATION FOR INFANT CARE

Is a three (3) hour training comprised of regulations pertaining specifically to infant care and best practices in caring for children from birth to 2 years of age. Participants will receive a training packet that includes a copy of the Infant Standards, required and sample forms, and brochures. This training is required for directors who plan to start an infant program. A certificate documenting three (3) hours of annual inservice training will be issued.

**REGISTRATION FEE:** \$25.00 Prepaid non-refundable fee due prior to training

**TIME:** 8:30 AM. – 1:00 PM

**LOCATION:** Pinellas County Health Department, 8751 Ulmerton Road, Largo Florida, 2<sup>nd</sup> floor Conference Room

*These classes are subject to cancellation based on restrictions and requirements in the state at that time.*



### Telephone registration will not be accepted.

To reserve your space in the desired training, submit the registration form with check or money order made payable to Pinellas County Health Department. If the training is full when your registration is received, you will be contacted.  
Seating is limited and child care is not available.

**Return the completed form and fee to: Child Care Licensing Program, 8751 Ulmerton Road, Largo, FL 33771**

**Call the CCLP office prior to the training dates if you need to reschedule in order to avoid repaying the registration fee.** Any person with a disability requiring reasonable accommodations can call the CCLP office no later than two (2) weeks prior to the training.

## Children's Center Training Registration Form

Registration form and prepaid non-refundable fee due prior to training

☐ Record Keeping for Children's Centers \$40.00

☐ Director's Orientation for Infant Care \$25.00

Name (Please Print): \_\_\_\_\_ Telephone: \_\_\_\_\_

Center Name: \_\_\_\_\_

Street, City, & Zip Code: \_\_\_\_\_

Date of Training: \_\_\_\_\_ Fee Enclosed: \_\_\_\_\_




# QUARTERLY NEWS!

Child Care Licensing Program  
Florida Department of Health in Pinellas County

Hello  
Winter

**Centers**  
Winter Edition



## Prestone Products Recalls Antifreeze Due to Failure to Meet Child Resistant Packaging Requirements; Risk of Poisoning:



Prestone Products toll-free at 888-269-0750 from 8 a.m. to 6 p.m. CT Monday through Friday or online at [www.prestone.com](http://www.prestone.com) and click on Safety Notice at the top of the homepage for more information.



## Porter World Trade Recalls Ron Jon Surf Shop Sippy Cup Due to Violations of Federal Lead Content and Phthalates Bans

Email at [recall@porterworldtrade.com](mailto:recall@porterworldtrade.com) or online at [www.porterworldtrade.com](http://www.porterworldtrade.com) and click on "Product Recall" at the bottom of the page for more information.

Porter World Trade at 800-282-2777 from 9 a.m. to 1 p.m. ET Monday through Friday.

## Jakks Pacific Recalls to Repair Morboard® Skate & Scoot Scooters Due to Fall Hazard

Jakks Pacific online at [www.jakks.com](http://www.jakks.com) and click on "Safety Notices" at the bottom of the page or toll-free at 855-602-5464 from 9 a.m. to 4 p.m. PT Monday through Friday for more information.



## Walker Edison Recalls Chests Due to Tip-Over and Entrapment Hazards



Walker Edison toll-free at 833-208-3600, email at [recall1020@walkeredison.com](mailto:recall1020@walkeredison.com), or at [www.walkeredison.com](http://www.walkeredison.com) and click on "Recall" for more information.



## Bolek's Craft Supplies Recalls Wintergreen Essential Oil Due to Failure to Meet Child Resistant Packaging Requirement; Risk of Poisoning

Bolek's Craft Supplies at 800-743-2723 from 9 a.m. to 4 p.m. ET Monday through Friday, email at [order@bolekscrafts.com](mailto:order@bolekscrafts.com), or online at [http://www.bolekscrafts.com/Wintergreen\\_Recall.html](http://www.bolekscrafts.com/Wintergreen_Recall.html) or [www.bolekscrafts.com](http://www.bolekscrafts.com) and click on "Recall" at the top of the page for more information.

## Target Recalls Toddler Boots Due to Choking Hazard

Target at 800-440-0680 from 7 a.m. to 8 p.m. CT, daily or online at [www.target.com](http://www.target.com) and click on "Recalls" at the bottom of the page, then on "Shoes" for more information. Consumers can also click the "Product Recalls" tab on Target's Facebook page for more information.



## CPSC Consumer Information Hotline

Contact us at this toll-free number if you have questions about a recall:  
800-638-2772 (TTY 301-595-7054) Times: 8 am – 5:30 pm ET. Messages can be left anytime.  
Call to get product safety and other agency information and to report unsafe products.  
<https://www.cpsc.gov/>



## Creative Corner

Fun, educational activities kids LOVE

# HANDPRINT ORNAMENTS

**Capture a child's footprint or handprint in this easy DIY salt dough ornament.**

**Step-by-Step Directions:** You should be able to mix the dough and create a set of ornaments in under 30 minutes, but you'll need to allow three hours of baking time.

**Step 1: Make the salt dough for your ornaments by combining flour, salt, and water. Knead the dough until smooth—it should have a play-dough-like consistency. Divide the dough evenly into two separate balls and add a few drops of food coloring to each dough ball and knead to swirl the color into the dough. Place the dough on a parchment-lined baking sheet and roll the dough into a tube. Twist two doughs rolls together to combine the colors and create a marbled effect, then wrap the twist around itself to create a ball. Use a rolling pin to roll the dough out to 1/4-inch thickness.**

**Step 2: Create Print** Press a hand (or a foot!) into the flattened dough to create the imprint. You may need to press down on the top of the child's hand to make sure you get a good imprint. To cut a perfect circle around the handprint, look for a bowl that's bigger than the handprint and turn it upside down over the print. Press the bowl into the dough to create a perfectly round ornament. Pull away excess dough. Poke a hole where the ornament will hang using a pencil or plastic straw. Bake the ornament at 250 degrees for 90 minutes; flip, then bake another 90 minutes.

**Step 3: Bake & Hang Handprint Ornaments.** After baking, allow the handprint ornament to cool. You can decorate your salt dough ornament with crafting glue, glitter, and other embellishments. Then string a ribbon through the hole and hang on your Christmas tree. Continue crafting with the kids by making one of our favorite easy homemade Christmas ornaments.



... Or Try These!



• **2 cups flour**



• **1 cup salt**



• **1 cup warm water**



• **Food coloring**



• **Rolling pin**



• **Pencil or straw**



• **Ribbon**



• **Scissors**




From BHG.com

# QUARTERLY NEWS!

Child Care Licensing Program  
Florida Department of Health in Pinellas County

*Hello  
Winter*

**Centers**  
*Winter Edition*



## Child Care Licensing Program

Florida Department of Health in Pinellas  
8751 Ulmerton Road, Suite 2000  
Largo, Florida 33771

**727-507-4857**      **pclb.org**

### ***Mission***

To protect and promote the health, safety, and mental development of children cared for in children's centers and family child care homes in Pinellas County.

### ***Vision***

Every child has access to quality child care and education in an environment that values diversity.

### ***Values***

**Commitment**  
**Integrity**  
**Quality**

## ***Staff Spotlight***

### **Kathi Merino** **Licensing Specialist**



I have always loved the child care field, so when I got a lead on an opening in Child Care Licensing as the Administrative Secretary, I applied for it and got the job! A couple of years later, when a Licensing Specialist position opened, I applied for that because it's the job I really, really wanted. I've been with Child Care Licensing for 5 1/2 years now and love the group of women with whom I work. Plus, knowing that I am making child care in Pinellas County safe for the children in care is very important to me. Prior to Child Care Licensing, I was a preschool teacher and an assistant for 17 years.

My husband Joe and I have been married for 29 years. Our 24 year old daughter is married and works in the insurance field and our 21 year old daughter just graduated from USF and is a preschool teacher. I have two dogs, Sam and Bentley, both poodles, whom I adore.

I grew up in Massachusetts and went to Lesley College in Cambridge. My major was Human Services and my minor

in Psychology. Later on, I moved to San Diego where I met my husband. In 1990, we moved to Florida.

In my free time, I love to watch sports, spend time with family and do rock painting. People love getting painted rocks as gifts, so there are lots of them in our office. :)

I think the qualities of great child care providers are creativity, patience, empathy, organization, brightness and cleanliness.

I love my job even with all its challenges. It really is my calling.

***Happy Holidays,***

***Kathi***

