

FAMILY CHILD CARE HOMES SPRING EDITION

YOUR SUBSTITUTE PLAN

By Julie Oliver, Supervisor, Homes

Per child care regulations, the provider must have a written plan to provide at least one substitute, 21 years of age or older, to be available on a temporary or emergency basis.

When you receive your renewal application, please complete all the information regarding your substitute (name, date of birth, telephone number, address, anticipated number of hours worked and whether or not this person substitutes for another home). This information also counts as your written plan for a substitute.

Any changes to the substitute plan must be reported to the licensing office within 5 working days. You may not use a new substitute until you receive an approval letter from CCLP.



If you choose a multi-sub, we do have most of the documents on file, however you will need to send your specialist a 5 year employment history verification form and you must still receive a letter of approval from licensing.

If your substitute is working on a day that your licensing specialist comes out, he/she should know where everything is so the specialist can conduct their inspection.

You must also document the hours that a substitute works for you on a monthly basis. It is the provider's job to track all the documents, not licensing's, regardless if they are a multi-sub or not. As the licensed provider that employs the substitute, you should keep a complete file of all necessary paperwork for that substitute.

Provider needs to have a file for their substitute to include the following:

1. Clearance Letter from the Clearinghouse
2. CPR & FA Cards (current)
3. Safe Sleep Certification
4. Blood Borne Pathogens Certification (Annually)
5. OEL (Office of Early Learning) Certification, if you are school readiness
6. Sign in and out sheet to include the number of hours he/she works
7. DCF Training Transcript – Note: if the sub has their 30 clock hours they do not need Safe Sleep or OEL Courses
8. Fire Extinguisher Training Certificate



It is the provider's job to train the substitute.



With Faith Bornoff, M.Ed.
Executive Director



Pinellas County License Board was established in 1951, before there were any statewide child care regulations, so we have a long-running history regulating child care. This county paved the way for other counties and eventually the state to license and regulate Children's Centers and Family Child Care Homes. Pinellas County takes the safety its children seriously and we can be proud to be part of the county where it all began! Every county in the state of Florida must meet state-mandated child care regulations and has the option to exceed state regulations in some cases. The recent changes that went into effect were all statewide changes. It has been many years since Pinellas County has made a change to any local regulations that exceed state regulations.

Springtime marks the new legislative session in Florida so people in the child care industry have some things to keep their eye on. There are some PROPOSED new regulations that could affect us, but they are just that, PROPOSED. Although you should stay up to speed with what changes could be coming and make comments to Tallahassee when there is a proposed regulation that you have questions about, please keep in mind that until a regulation is officially voted in, everything remains the same. We at the Pinellas County Licensing Board are often asked questions about proposed regulations, but we do not have all of the answers; these proposals are written in Tallahassee. If enacted, we are given information on how to monitor the changes from the Department of Children and Families. As soon as we get monitoring information, we pass it along to you, the provider.

The staff at PCLB is always here to help and wants to see all Pinellas County Providers succeed. Please reach out and let us know if we can answer any questions about current regulations, provide any trainings to you or your staff, or problem-solve issues related to your Children's Center or Family Child Care Home. Your Licensing Specialist may be busy visiting another provider, but feel free to call our office to speak with our "Specialist of the Day."

Inside

This

Issue

Your Substitute Plan	1
Timeout with Faith Bornoff	1
Bloodborne Pathogens Training and Safety Precautions	2
Distracted Driver	3
Creative Corner	4
Celebrating Eric Carle with Visual Arts	5
Staff Spotlight	6







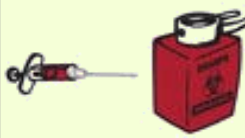


Bloodborne Pathogens Training & Safety Precautions

By Julie Oliver, Supervisor, Homes



This is a reminder that the Bloodborne Pathogens training must be taken yearly. It has been a year since this regulation went into effect on April 1, 2018.

Many of you may be coming upon your expiration date for the training. Be sure that training is completed prior to the expiration date. This includes substitutes and employees of a large family child care home.

BLOODBORNE PATHOGENS			
UNIVERSAL PRECAUTIONS FOR THOSE OCCUPATIONALLY EXPOSED TO BLOOD OR OTHER POTENTIALLY INFECTIOUS MATERIALS			
<p>BE AWARE Treat All Blood and Body Fluid as if They Were Infected With:</p> <ol style="list-style-type: none">1) HIV (Human Immunodeficiency Virus) Which Frequently Leads to AIDS.2) HBV (HEPATITIS B Virus).3) Other Bloodborne Pathogens (Microorganisms Found in Human Blood Which Can Cause Disease).	<p>READ Your Organization's Exposure Control Plan.</p>  <p>KNOW Procedures, Practices, Vaccination Requirements, and Appropriate Reporting for Incidents of Exposure.</p>	<p>KNOW Color Codings:</p> <ol style="list-style-type: none">1) Labels and Signs are Fluorescent Orange-Red with the Lettering or Symbol in a Contrasting Color.2) Red Bags or Containers Don't Have to Be Labeled Since Their Red Color Indicates They May Contain Biohazards.<p>READ All Signs and Labels Carefully.</p>	<p>USE Appropriate Personal Protective Equipment</p> 
GOAL: REDUCE TO ZERO YOUR RISK OF INFECTION			
<p>ALWAYS Wash Hands.</p>  <p>FOLLOW Safe Hygiene and Work Practices.</p>	<p>NEVER Recap, Bend, or Break Needles.</p>  <p>ALWAYS Dispose of Needles in Appropriate Containers.</p>	<p>DISPOSE of Personal Protective Equipment and Contaminated Laundry Properly in Designated Areas.</p> 	<p>CLEAN Worksite and Decontaminate Equipment. Follow All Safe Handling Requirements.</p>  <p>REMEMBER Consider All Body Fluids as Potentially Infectious</p> <p><small>© 1999 Pinning Enterprises 107016</small></p>



Distracted Driver

Getting In; Getting Out...



Reminder:

The Distracted Driver flier is to be signed by the parent/guardian of children who are enrolled during the month of April and placed in the child's file.

Out: Check the Back Seat

- In just **10 MINUTES**, a car's temperature can increase by **19°**
- Before getting out of your car, check the back seat ... **DON'T FORGET YOUR CHILD!**
- **NEVER** leave your child alone in a car and **CALL 911** IF YOU SEE ANY **CHILD LOCKED IN A CAR!**
- Place something in the back seat that you will need at work, school, or home (your laptop; your lunch).



Developed by:
PREVENTION UNIT
Office of Family and
Community Services

Getting In; Getting Out...




In: Check Behind The Car

- **BEFORE GETTING IN THE CAR AND STARTING THE ENGINE**, walk around the car and **CHECK FOR KIDS, TOYS, AND PETS!**
- Make sure there is **NOTHING UNDER OR BEHIND YOUR CAR** that could attract a young child.
- **PICK UP TOYS, BIKES, CHALK OR ANY TYPE OF EQUIPMENT** around the driveway so that these items don't entice kids to play.



Developed by:
PREVENTION UNIT
Office of Family and
Community Services





Creative Corner

Fun, educational activities kids LOVE

Here are a some fun, educational activities that are easy to make out of plastic eggs or paper.

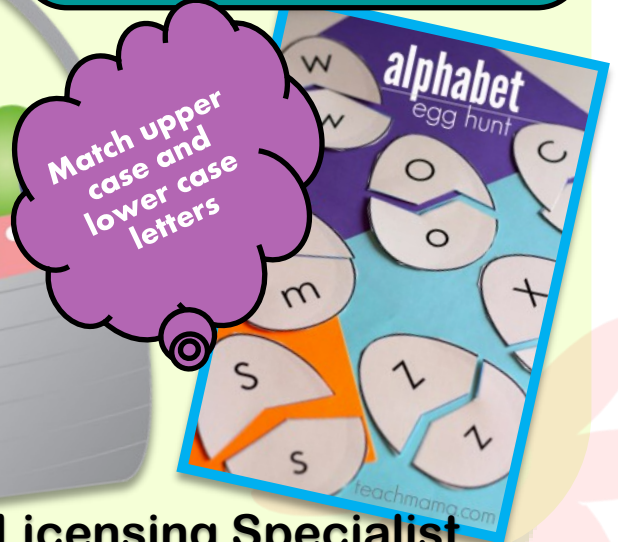

Kids will love matching letters and numbers, making words, and hunting for eggs with toys inside.



Fill the eggs with Legos and have the kids go on a treasure hunt!
littlebinsforlittlehands.com



- ◆ Build your name
- ◆ Count dots & match to number
- ◆ Blend sounds
- ◆ Mix the colors and have the children take them apart and match the correct top and bottom



Submitted by Maria Villarreal, Licensing Specialist



Celebrating ERIC CARLE with Visual Arts

Cindy Fierro, Argonauta Christian School

June is a wonderful month to celebrate Eric Carle and his endearing children's books. Eric Carle will be celebrating his 90th birthday on June 25th. In addition, June 3rd marks 50 years that children and adults alike have shared the beloved story of The Very Hungry Caterpillar.

Eric Carle was born in New York, but his immigrant parents moved back to Germany during his early years where he graduated from a local art school. Mr. Carle was a child with an inquisitive mind and love of nature and animals. His artwork is inspired by the childhood hikes he took with his father in the forest. "My father would lift a stone or peel back the bark of a tree and show me living things that scurried about. He'd tell me about the life cycle of this or that small creature and then he would carefully put the creature back into its home."

In the mid 60's, he was working as an art director and graphic designer for an advertising agency when he was asked by Bill Martin Jr. to collaborate and publish Brown Bear, Brown Bear, What Do You See? with him. "I was set on fire! It was possible after all, to do something special that would show a child the joy to be found in a book. This opportunity changed my life." He quit his advertising job and began writing and illustrating children's books.

His artwork, which is instantly recognizable, is hand crafted collages. He creates these by painting plain tissue paper with colorful acrylics. Then he creates designs in the paper using different size brushes and different strokes. Sometimes he paints with his fingers and sometimes he paints pieces of carpet, sponges, burlap and other textured materials and then uses them like a stamp. These sheets of art paper are his palette from which he cuts and layers pieces to form bright, colorful images.

Effective learning takes place during hands-on experiences. Art provides a way of integrating literacy, science, and math by engaging the senses in open ended creative expression and developing cognitive, social, emotional and sensory motor skills. Here are three visual art projects inspired by Eric Carle's books: The Very Quiet Cricket, The Very Hungry Caterpillar, and Mister Seahorse. Mister Seahorse is a perfect book to read in June during the week of Father's Day. Included with each art activity are skills that address the *Florida Early Learning and Development Standards for Four-Year-Olds*, which can be adapted for younger children's standards.

I. Physical Development
D.1, D.2, D.3

II. Approaches to Learning
A.1, B.1, C.1, D.1

IV. Language, Communication,
and Emergent Literacy
A.2, C.1, C.2, E.1, F.1, F.4

V. Cognitive Development
and General Knowledge
A.d.1, A.d.2, A.e.3, B.c.1, B.c.2,
C.a.5, C.c.1, D.a.1, D.a.2, D.a.3



Dragonfly

The Very Quiet Cricket



Seahorse

Mister Seahorse



Caterpillar

The Very Hungry Caterpillar

QUARTERLY NEWS!

Child Care Licensing Program
Florida Department of Health in Pinellas County



Homes Edition
Spring



Child Care Licensing Program

Florida Department of Health in Pinellas

8751 Ulmerton Road, Suite 2000

Largo, Florida 33771

(727) 507- 4857

pclb.org

Mission

To protect and promote the health, safety, and mental development of children cared for in children's centers and family child care homes in Pinellas County.

Vision

Every child has access to quality child care and education in an environment that values diversity.

Values


**Commitment
Integrity
Quality**

Staff Spotlight

Holly Dumont Senior Clerk, Homes

I am the newest Senior Clerk in the Child Care Licensing Program. Working here has given me such a new sense of appreciation for Licensing and all that the Specialists do for our community. I was fortunate to be in the right place at the right time, because after 13+ years of working at a private school in Clearwater, I made the decision to look for something new. As luck would have it, Maria Villarreal, Licensing Specialist, surprised us with an inspection on my last day on the job!

On a personal note, I have been happily married for a long time and have been blessed with an amazing son. We are currently in the process of planning an Alaskan cruise to celebrate our 30th anniversary 2020!



My happy place is just being outside! Working in the garden, walking through the woods, star gazing, or just being lazy floating down the river in a tube.

Holly